

PRDX4 RABBIT PAB

Cat.#: S221297

Product Name: Anti-PRDX4 Rabbit Polyclonal Antibody

Synonyms: PRX-4; AOE372; AOE37-2; HEL-S-97n

UNIPROT ID: Q13162 (Gene Accession - NP_006397)

Background: The protein encoded by this gene is an antioxidant enzyme and belongs to the peroxiredoxin family. The protein is localized to the cytoplasm. Peroxidases of the peroxiredoxin family reduce hydrogen peroxide and alkyl hydroperoxides to water and alcohol with the use of reducing equivalents derived from thiol-containing donor molecules. This protein has been found to play a regulatory role in the activation of the transcription factor NF- κ B.

Immunogen: Synthetic peptide of human PRDX4

Applications: ELISA, WB, IHC

Recommended Dilutions: IHC: 20-100;WB: 200-1000;ELISA: 5000-10000

Host Species: Rabbit

Clonality: Rabbit Polyclonal

Isotype: Immunogen-specific rabbit IgG


Purification: Antigen affinity purification

Species Reactivity: Human, Mouse, Rat

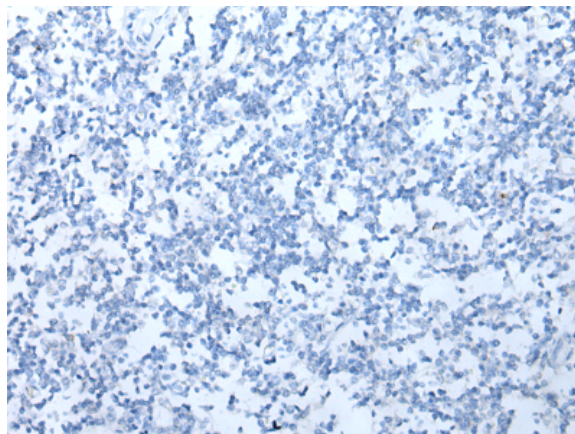
Constituents: PBS (without Mg²⁺ and Ca²⁺), pH 7.4, 150 mM NaCl, 0.05% Sodium Azide and 40% glycerol

Research Areas: Cell Biology

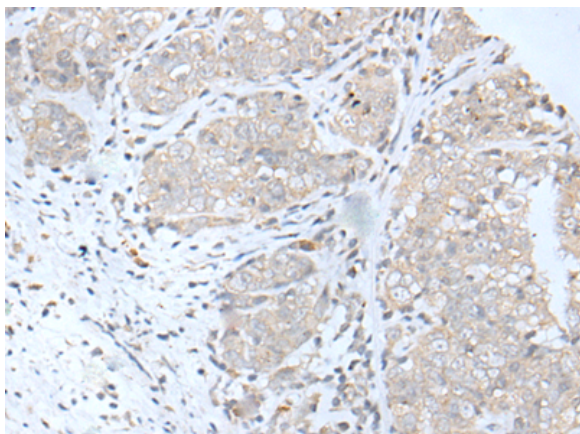
Storage & Shipping: Store at -20°C. Avoid repeated freezing and thawing



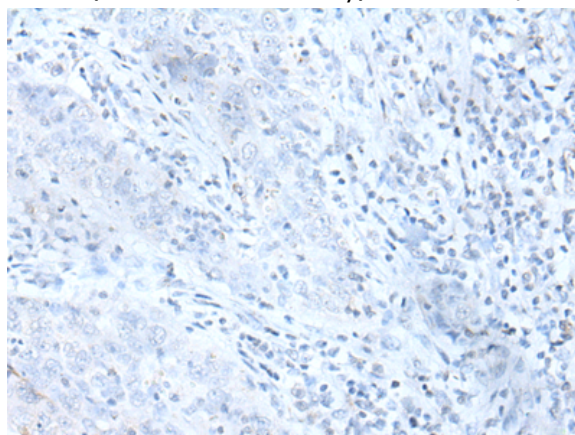
Immunohistochemistry analysis of paraffin embedded Human tonsil tissue using 221297(PRDX4 Antibody) at a dilution of 1/20(Cytoplasm and Cell membrane).



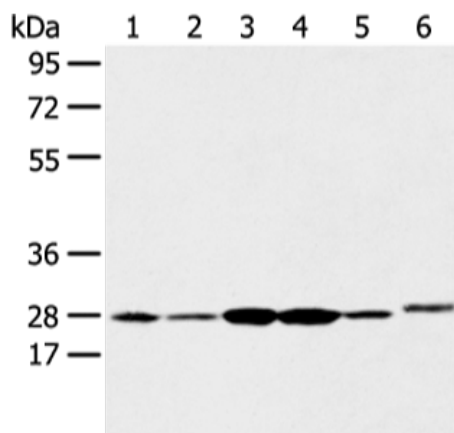
In comparison with the IHC on the left, the same paraffin-embedded Human tonsil tissue is first treated with the synthetic peptide and then with 221297(Anti-PRDX4 Antibody) at dilution 1/20.



The image on the left is immunohistochemistry of paraffin-embedded Human esophagus cancer tissue using 221297(Anti-PRDX4 Antibody) at a dilution of 1/20.



In comparison with the IHC on the left, the same paraffin-embedded Human esophagus cancer tissue is first treated with synthetic peptide and then with D262823(Anti-PRDX4 Antibody) at dilution 1/20.



Gel: 8%SDS-PAGE, Lysate: 40 µg;
 Lane 1-6: MCF-7, K562, HepG2, 293T, Raji and Hela cell;
 Primary antibody: 221297(PRDX4 Antibody) at dilution 1/200;
 Secondary antibody: Goat anti rabbit IgG at 1/8000 dilution;
 Exposure time: 30S



Product Description

Pioneering GTPase and Oncogene Product Development since 2010
