

PPP3CA RABBIT PAB

Cat.#: S217229

Product Name: Anti-PPP3CA Rabbit Polyclonal Antibody

Synonyms: CALN; CCN1; CNA1; CALNA; PPP2B; CALNA1

UNIPROT ID: Q08209 (Gene Accession - BC025714)

Background: Protein phosphatase 3, catalytic subunit, alpha isozyme is a protein that in humans is encoded by the PPP3CA gene. Calcium-dependent, calmodulin-stimulated protein phosphatase. Many of the substrates contain a PxlXIT motif. This subunit may have a role in the calmodulin activation of calcineurin. Dephosphorylates DNML, HSPB1 and SSH1.

Immunogen: Fusion protein of human PPP3CA

Applications: ELISA, WB, IHC

Recommended Dilutions: IHC: 25-100;WB: 500-2000;ELISA: 2000-5000

Host Species: Rabbit

Clonality: Rabbit Polyclonal

Isotype: Immunogen-specific rabbit IgG

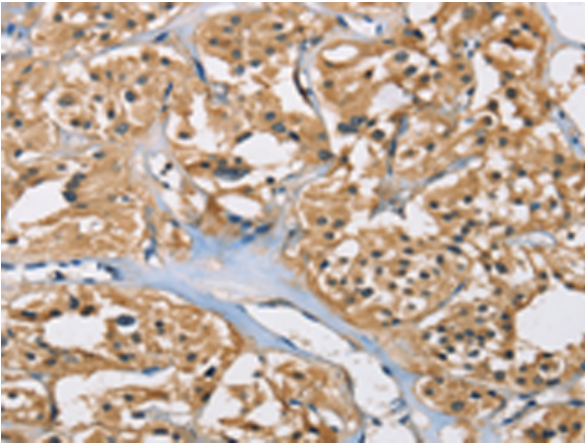
Purification: Antigen affinity purification

Species Reactivity: Human, Mouse, Rat

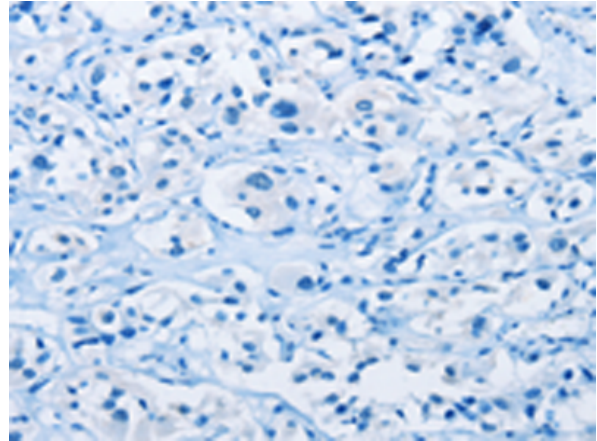
Constituents: PBS (without Mg²⁺ and Ca²⁺), pH 7.4, 150 mM NaCl, 0.05% Sodium Azide and 40% glycerol

Research Areas: Signal Transduction, Immunology

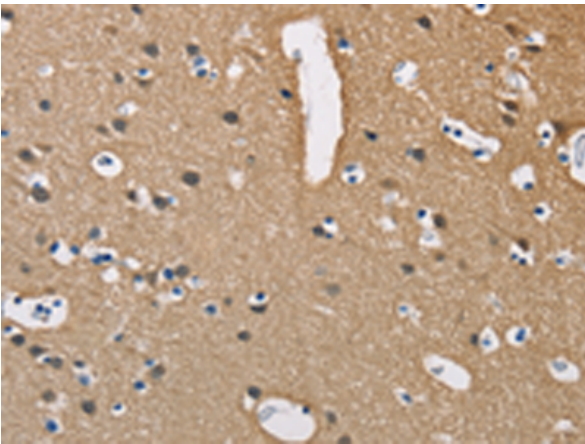
Storage & Shipping: Store at -20°C. Avoid repeated freezing and thawing



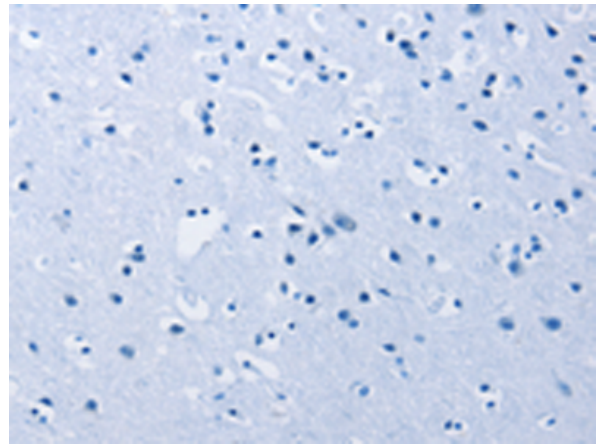
Immunohistochemistry analysis of paraffin embedded Human thyroid cancer tissue using 217229(PPP3CA Antibody) at a dilution of 1/40(Cytoplasm).



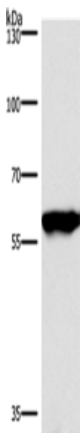
In comparison with the IHC on the left, the same paraffin-embedded Human thyroid cancer tissue is first treated with the fusion protein and then with 217229(Anti-PPP3CA Antibody) at dilution 1/40.



The image on the left is immunohistochemistry of paraffin-embedded Human brain tissue using 217229(Anti-PPP3CA Antibody) at a dilution of 1/40.



In comparison with the IHC on the left, the same paraffin-embedded Human brain tissue is first treated with fusion protein and then with D222013(Anti-PPP3CA Antibody) at dilution 1/40.



Gel: 6%SDS-PAGE, Lysate: 40 µg;
Lane: Mouse brain tissue;
Primary antibody: 217229(PPP3CA Antibody) at dilution 1/900;
Secondary antibody: Goat anti rabbit IgG at 1/8000 dilution;
Exposure time: 1 second



Product Description

Pioneering GTPase and Oncogene Product Development since 2010
