

PMP2 RABBIT PAB

Cat.#: S217702

Product Name: Anti-PMP2 Rabbit Polyclonal Antibody

Synonyms: P2; MP2; CMT1G; FABP8; M-FABP

UNIPROT ID: P02689 (Gene Accession - BC034997)

Background: The protein encoded by this gene localizes to myelin sheaths of the peripheral nervous system. The encoded protein can bind both the membrane layers of the sheaths and monomeric lipids, and is thought to provide stability to the sheath. A defect in this gene was shown to be a cause of dominant demyelinating CMT neuropathy.

Immunogen: Fusion protein of human PMP2

Applications: ELISA, WB, IHC

Recommended Dilutions: IHC: 150–300;WB: 1000–5000;ELISA: 5000–10000

Host Species: Rabbit

Clonality: Rabbit Polyclonal

Isotype: Immunogen-specific rabbit IgG

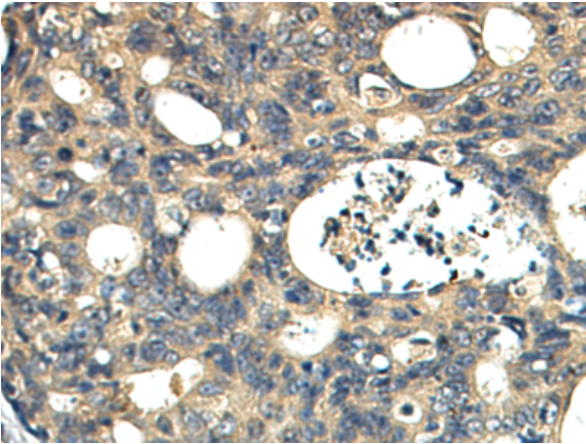
Purification: Antigen affinity purification

Species Reactivity: Human, Mouse

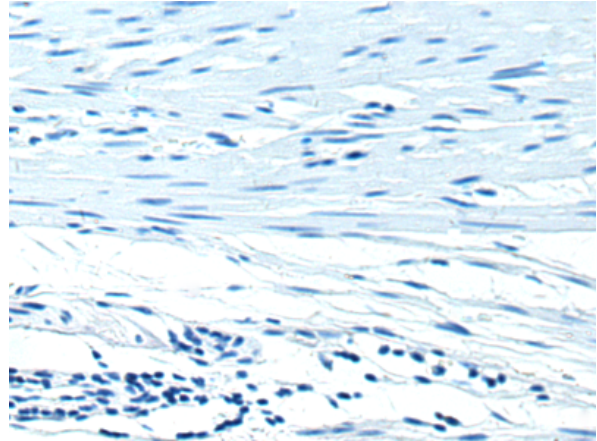
Constituents: PBS (without Mg²⁺ and Ca²⁺), pH 7.4, 150 mM NaCl, 0.05% Sodium Azide and 40% glycerol

Research Areas: Metabolism, Cardiovascular

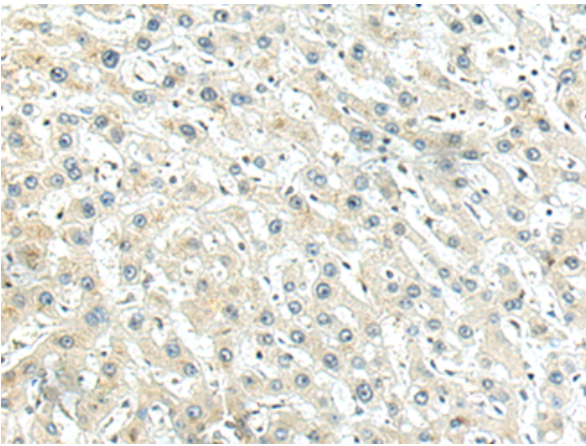
Storage & Shipping: Store at -20°C. Avoid repeated freezing and thawing



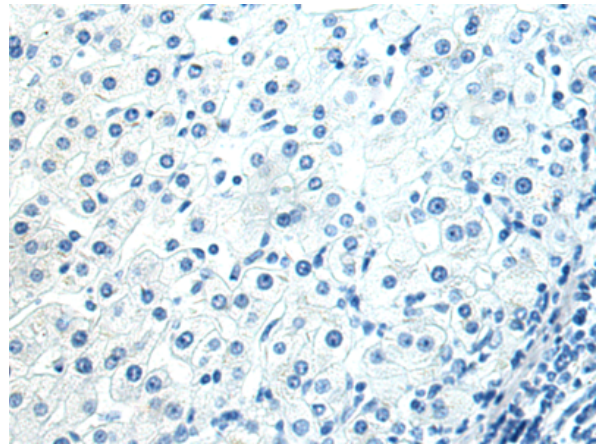
Immunohistochemistry analysis of paraffin embedded Human colorectal cancer tissue using 217702(PMP2 Antibody) at a dilution of 1/160(Cytoplasm).




In comparison with the IHC on the left, the same paraffin-embedded Human colorectal cancer tissue is first treated with the fusion protein and then with 217702(Anti-PMP2 Antibody) at dilution 1/160.



The image on the left is immunohistochemistry of paraffin-embedded Human liver cancer tissue using 217702(Anti-PMP2 Antibody) at a dilution of 1/160.



In comparison with the IHC on the left, the same paraffin-embedded Human liver cancer tissue is first treated with fusion protein and then with D222894(Anti-PMP2 Antibody) at dilution 1/160.



Gel: 12%SDS-PAGE, Lysate: 40 µg;
 Lane: Mouse small intestines tissue lysate;
 Primary antibody: 217702(PMP2 Antibody) at dilution 1/800;
 Secondary antibody: HRP-conjugated Goat anti rabbit IgG at 1/5000 dilution;
 Exposure time: 3 minutes



Product Description

Pioneering GTPase and Oncogene Product Development since 2010
