

PKR RABBIT MAB

Cat.#: N261608

Product Name: Anti-PKR Rabbit Monoclonal Antibody

Synonyms: EIF2AK2; PKR; PRKR; Interferon-induced; double-stranded RNA-activated protein kinase; Eukaryotic translation initiation factor 2-alpha kinase 2; eIF-2A protein kinase 2; Interferon-inducible RNA-dependent protein kinase; P1/eIF-2A protein k

UNIPROT ID: P19525

Background: PKR a protein kinase of the PEK family. Upon binding double-stranded RNA, it becomes autophosphorylated and activated. Phosphorylates and inhibits the alpha subunit of eIF2 alpha, which leads to an inhibition of the initiation of protein synthesis.

Immunogen: A synthetic peptide of human PKR

Applications: WB,IHC-F,IHC-P,ICC/IF,IP

Recommended Dilutions: WB: 1/500-1/1000 IHC: 1/50-1/100 IF: 1/50-1/200 IP: 1/20

Host Species: Rabbit

Clonality: Rabbit Monoclonal

Clone ID: R08-2C8

MW: Calculated MW: 62 kDa; Observed MW: 74 kDa

Isotype: IgG

Purification: Affinity Purified

Species Reactivity: Human

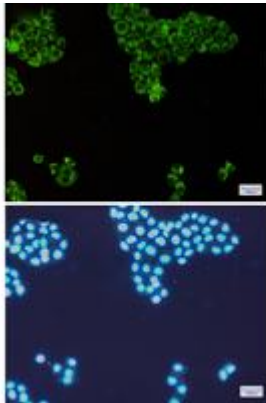
Conjugation: Unconjugated

Modification: Unmodified


Constituents: PBS (without Mg²⁺ and Ca²⁺), pH 7.3 containing 50% glycerol, 0.5% BSA and 0.02% sodium azide

Research Areas: Signal Transduction

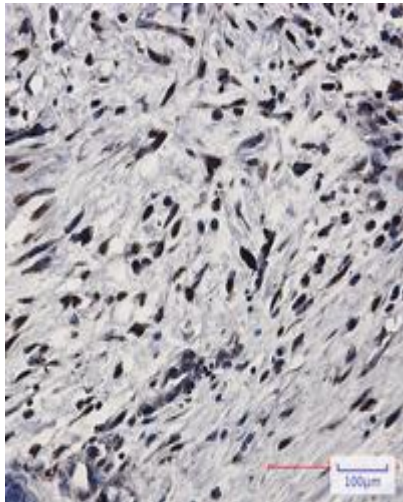
Storage & Shipping: Store at -20°C. Avoid repeated freezing and thawing



Immunocytochemistry analysis of PKR (green) in HeLa using PKR antibody, and DAPI (blue)



Western blot analysis of PKR in K562, HeLa lysates using PKR antibody.



Immunohistochemistry analysis of paraffin-embedded Human Cholangiocarcinoma using PKR antibody. High-pressure and temperature Sodium Citrate pH 6.0 was used for antigen retrieval.