

PHOSPHO-HISTONE H2A.X (SER139) (2A9) MOUSE MAB

Cat.#: N261450

Product Name: Anti-Phospho-Histone H2A.X (Ser139) (2A9) Mouse Monoclonal Antibody

Synonyms: H2A.X; H2AFX; H2a/x; HIST5-2AX; Histone H2A.X; gamma H2A.X

UNIPROT ID: P16104

Background: Variant histone H2A which replaces conventional H2A in a subset of nucleosomes. Nucleosomes wrap and compact DNA into chromatin, limiting DNA accessibility to the cellular machineries which require DNA as a template. Histones thereby play a central role in transcription regulation, DNA repair, DNA replication and chromosomal stability.

Immunogen: Synthetic phosphopeptide corresponding to residues surrounding Ser139 of human H2A.X.

Applications: WB, ICC/IF

Recommended Dilutions: WB: 1/500-1/1000 IF: 1/50-1/200

Host Species: Mouse

Clonality: Mouse Monoclonal

Clone ID: 2A9-B5

MW: Calculated MW: 15 kDa; Observed MW: 15 kDa

Isotype: IgG2a

Purification: Affinity Purified

Species Reactivity: Human, Mouse

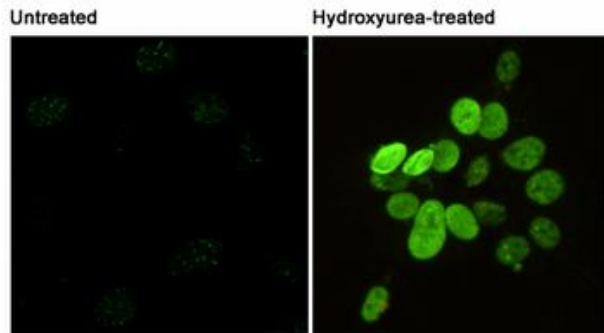
Conjugation: Unconjugated

Modification: Phosphorylated


Constituents: PBS (without Mg²⁺ and Ca²⁺), pH 7.3 containing 50% glycerol, 0.5% BSA and 0.02% sodium azide

Research Areas: Epigenetics and Nuclear Signaling

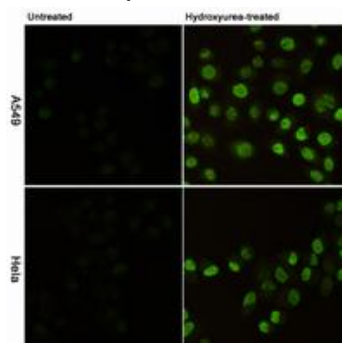
Storage & Shipping: Store at -20°C. Avoid repeated freezing and thawing




Immunofluorescence analysis of Phospho-Histone H2A.X (Ser139) (2A9) in 3T3 or Hydroxyureatreated 3T3 using Phospho-Histone H2A.X (Ser139) (2A9) antibody



Western blot analysis of Phosphorylation of H2A.X at Serine 139 in 3T3 or Hydroxyureatreated 3T3 lysates using Phospho-Histone H2A.X (Ser139) antibody.



Immunofluorescence analysis of Phospho-Histone H2A.X (Ser139) (2A9) in A549(upper, untreated or Hydroxyureatreated) and HeLa(lower, untreated or Hydroxyureatreated) using Phospho-Histone H2A.X (Ser139) antibody.



Western blot analysis of Phospho-Histone H2A.X (Ser139) (2A9) in untreated or Hydroxyureatreated HeLa and A549 lysates using Phospho-Histone H2A.X (Ser139) (2A9) antibody(upper) or betaActin antibody(2000688F10) (lower).