

PAOX RABBIT PAB

Cat.#: N225055

Product Name: Anti-PAOX Rabbit pAb

Synonyms: PAOX; PAO; Peroxisomal N(1)-acetyl-spermine/spermidine oxidase; Polyamine oxidase

UNIPROT ID: Q6QHF9

Background: Flavoenzyme which catalyzes the oxidation of N1-acetylspermine to spermidine and is thus involved in the polyamine back-conversion.

Immunogen: Synthesized peptide derived from PAOX . at AA range: 260-340

Applications: WB,IHC-P,ELISA

Recommended Dilutions: WB: 1/500-1/1000 IHC: 1/50-1/100 ELISA: 1/10000

Host Species: Rabbit

Clonality: Rabbit Polyclonal

Clone ID: -

MW: Calculated MW: 56 kDa; Observed MW: 70 kDa

Isotype: IgG

Purification: Affinity Purified

Species Reactivity: Human


Conjugation: Unconjugated

Modification: Unmodified

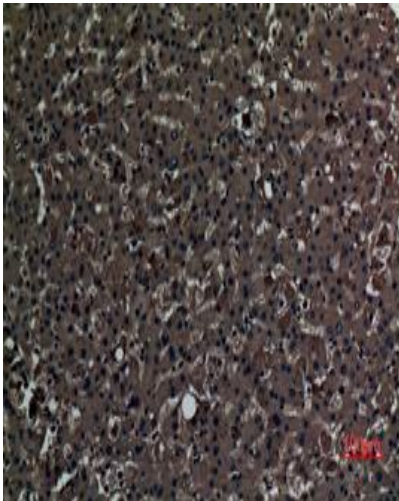
Constituents: PBS (without Mg²⁺ and Ca²⁺), pH 7.3 containing 50% glycerol, 0.5% BSA and 0.02% sodium azide

Research Areas: Signal Transduction

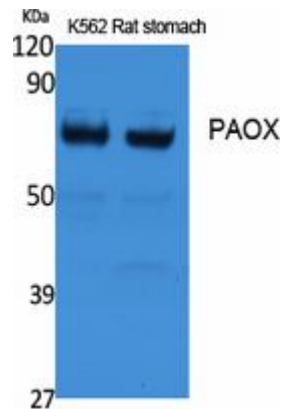
Storage & Shipping: Store at -20°C. Avoid repeated freezing and thawing



Immunohistochemistry analysis of paraffin-embedded Human liver using PAOX antibody. High-pressure and temperature Sodium Citrate pH 6.0 was used for antigen retrieval.



Immunohistochemistry analysis of paraffin-embedded Human liver using PAOX antibody. High-pressure and temperature Sodium Citrate pH 6.0 was used for antigen retrieval.



Western blot analysis of PAOX in rat stomach, K562 lysates using PAOX antibody.