

ORP150 RABBIT MAB

Cat.#: N262645

Product Name: Anti-ORP150 Rabbit Monoclonal Antibody

Synonyms: Grp170; HSP12A; Hyou1; Orp150

UNIPROT ID: Q9Y4L1

Background: Has a pivotal role in cytoprotective cellular mechanisms triggered by oxygen deprivation. May play a role as a molecular chaperone and participate in protein folding.

Immunogen: A synthetic peptide of human ORP150

Applications: WB,IHC-F,IHC-P,ICC/IF,IP

Recommended Dilutions: WB: 1/500-1/1000 IHC: 1/50-1/100 IF: 1/50-1/200 IP: 1/20

Host Species: Rabbit

Clonality: Rabbit Monoclonal

Clone ID: R04-5C1

MW: Calculated MW: 111 kDa; Observed MW: 150 kDa

Isotype: IgG

Purification: Affinity Purified

Species Reactivity: Human

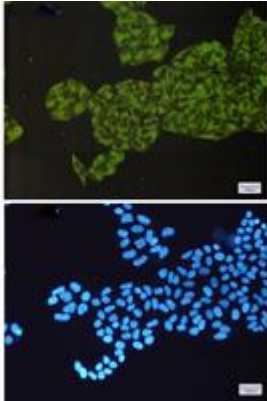
Conjugation: Unconjugated

Modification: Unmodified


Constituents: PBS (without Mg²⁺ and Ca²⁺), pH 7.3 containing 50% glycerol, 0.5% BSA and 0.02% sodium azide

Research Areas: Cardiovascular

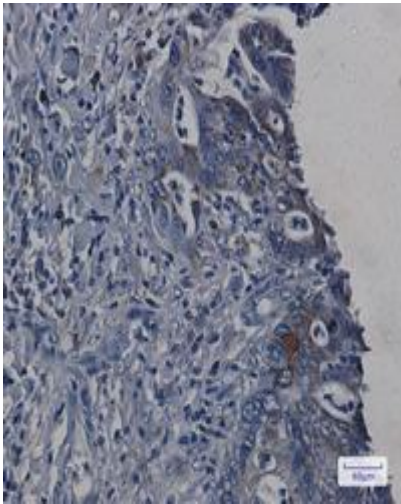
Storage & Shipping: Store at -20°C. Avoid repeated freezing and thawing



Immunocytochemistry analysis of ORP150 (green) in HeLa using ORP150 antibody, and DAPI (blue)



Western blot analysis of ORP150 in HeLa lysates using ORP150 antibody.



Immunohistochemistry analysis of paraffin-embedded Human colon cancer using ORP150 antibody. High-pressure and temperature Sodium Citrate pH 6.0 was used for antigen retrieval.