

NOX2 RABBIT PAB

Cat.#: N225004

Product Name: Anti-NOX2 Rabbit pAb

Synonyms: CYBB; NOX2; Cytochrome b-245 heavy chain; CGD91-phox; Cytochrome b(558) subunit beta; Cytochrome b558 subunit beta; Heme-binding membrane glycoprotein gp91phox; NADPH oxidase 2 Neutrophil cytochrome b 91 kDa polypeptide; Superoxide-generating NADPH oxidase heavy chain subunit; gp91-1; gp91-phox; p22 phagocyte B-cytochrome

UNIPROT ID: P04839

Background: The superoxide-generating NADPH oxidase complex expresses in phagocytes, neuroepithelial bodies, vascular smooth muscle cells, and endothelial cells. It is the terminal component of a respiratory chain that transfers single electrons from cytoplasmic NADPH across the plasma membrane to molecular oxygen on the exterior.

Immunogen: The antiserum was produced against synthesized peptide derived from the Internal region of human CYBB. AA range:111-160

Applications: WB,IHC-P,ELISA

Recommended Dilutions: WB: 1/500-1/1000 IHC: 1/50-1/100 ELISA: 1/10000

Host Species: Rabbit

Clonality: Rabbit Polyclonal

Clone ID: -

MW: Calculated MW: 65 kDa; Observed MW: 70 kDa

Isotype: IgG

Purification: Affinity Purified

Species Reactivity: Human

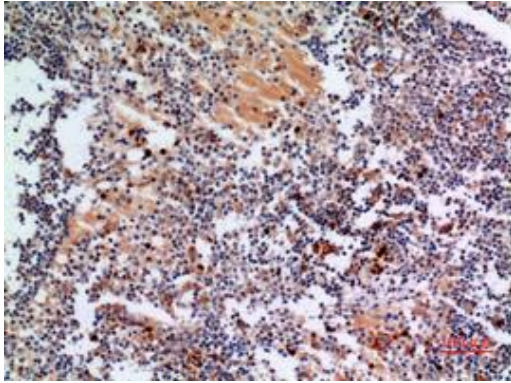
Conjugation: Unconjugated

Modification: Unmodified

Constituents: PBS (without Mg²⁺ and Ca²⁺), pH 7.3 containing 50% glycerol, 0.5% BSA and 0.02% sodium azide

Research Areas: Immunology

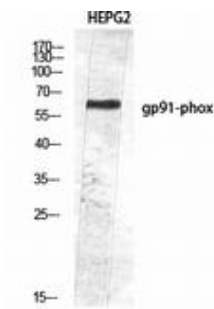
Storage & Shipping: Store at -20°C. Avoid repeated freezing and thawing



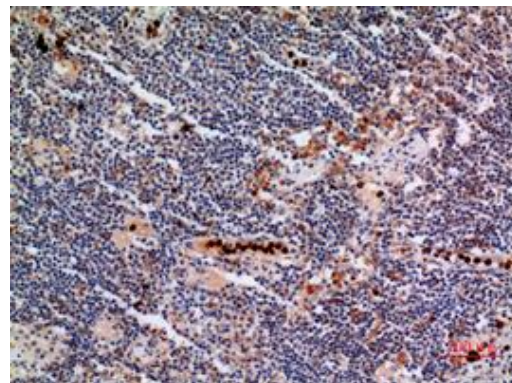
Immunohistochemistry analysis of paraffin-embedded Human lymph node tissue using NOX2 antibody. High-pressure and temperature Sodium Citrate pH 6.0 was used for antigen retrieval.



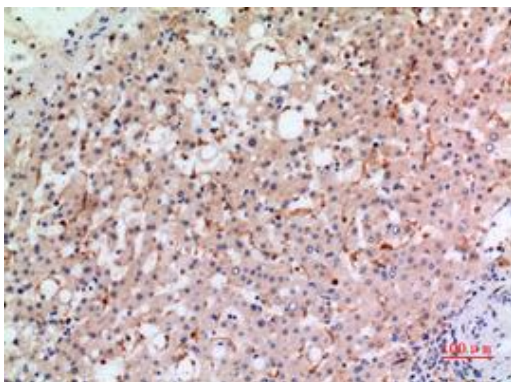
Western blot analysis of NOX2 in K562 lysates using NOX2 antibody.



Western blot analysis of NOX2 in HEPG2 lysates using NOX2 antibody.



Immunohistochemistry analysis of paraffin-embedded Human lymph node tissue using NOX2 antibody. High-pressure and temperature Sodium Citrate pH 6.0 was used for antigen retrieval.



Immunohistochemistry analysis of paraffin-embedded Human liver tissue using NOX2 antibody. High-pressure and temperature Sodium Citrate pH 6.0 was used for antigen retrieval.



Product Description

Pioneering GTPase and Oncogene Product Development since 2010
