

NOS3 RABBIT PAB

Cat.#: S221521

Product Name: Anti-NOS3 Rabbit Polyclonal Antibody

Synonyms: eNOS; ECNOS

UNIPROT ID: P29474 (Gene Accession - NP_000594)

Background: Nitric oxide is a reactive free radical which acts as a biologic mediator in several processes, including neurotransmission and antimicrobial and antitumoral activities. Nitric oxide is synthesized from L-arginine by nitric oxide synthases. Variations in this gene are associated with susceptibility to coronary spasm. Alternative splicing and the use of alternative promoters results in multiple transcript variants.

Immunogen: Synthetic peptide of human NOS3

Applications: ELISA, IHC

Recommended Dilutions: IHC: 50-200; ELISA: 5000-10000

Host Species: Rabbit

Clonality: Rabbit Polyclonal

Isotype: Immunogen-specific rabbit IgG

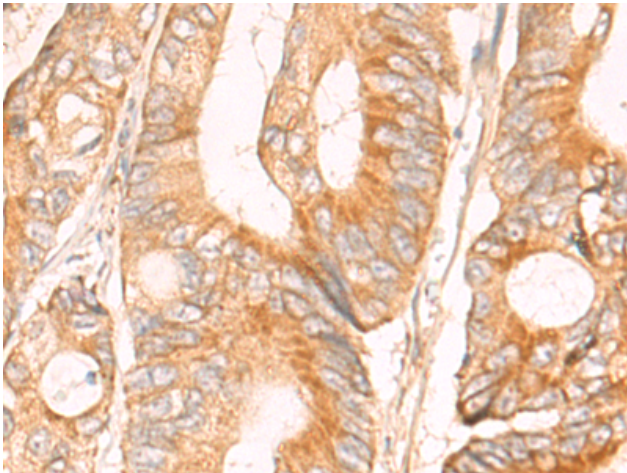
Purification: Antigen affinity purification

Species Reactivity: Human

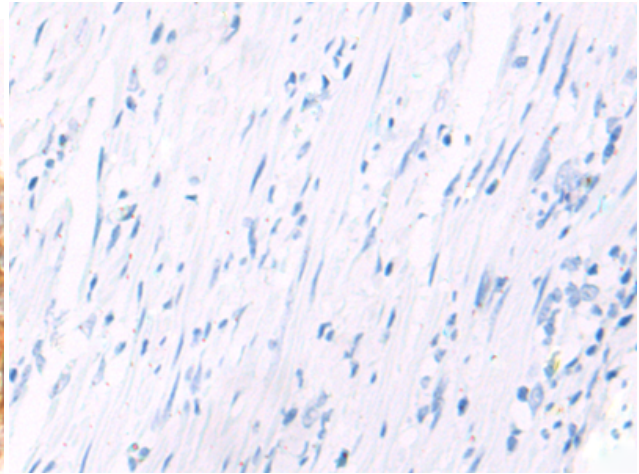
Constituents: PBS (without Mg²⁺ and Ca²⁺), pH 7.4, 150 mM NaCl, 0.05% Sodium Azide and 40% glycerol

Research Areas: Cancer, Cardiovascular, Metabolism, Cell Biology, Neuroscience

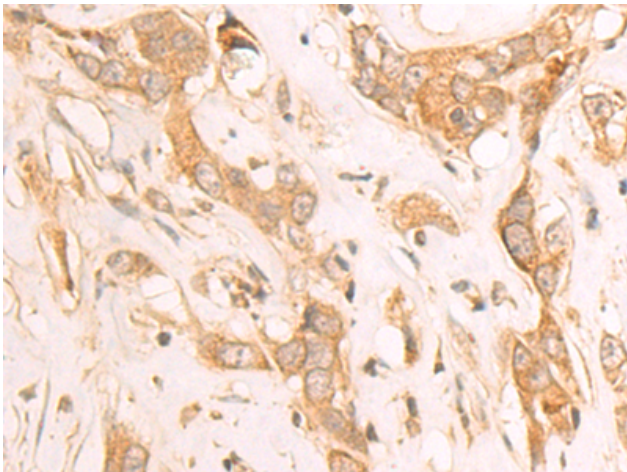
Storage & Shipping: Store at -20°C. Avoid repeated freezing and thawing



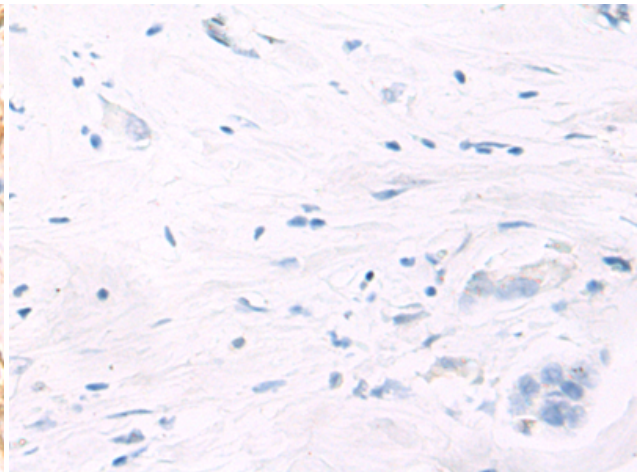
Immunohistochemistry analysis of paraffin embedded Human colorectal cancer tissue using 221521(NOS3 Antibody) at a dilution of 1/50(Cytoplasm).



In comparison with the IHC on the left, the same paraffin-embedded Human colorectal cancer tissue is first treated with the synthetic peptide and then with 221521(Anti-NOS3 Antibody) at dilution 1/50.



The image on the left is immunohistochemistry of paraffin-embedded Human breast cancer tissue using 221521(Anti-NOS3 Antibody) at a dilution of 1/50.



In comparison with the IHC on the left, the same paraffin-embedded Human breast cancer tissue is first treated with synthetic peptide and then with D263154(Anti-NOS3 Antibody) at dilution 1/50.