

NFAT5 RABBIT PAB

Cat.#: N225081

Product Name: Anti-NFAT5 Rabbit pAb

Synonyms: KIAA0827 TONEBP

UNIPROT ID: O94916

Background: Transcription factor involved, among others, in the transcriptional regulation of osmoprotective and inflammatory genes.

Immunogen: Synthetic peptide from human protein at AA range: 212-284

Applications: WB,IHC-P,ELISA

Recommended Dilutions: WB: 1/500-1/1000 IHC: 1/50-1/100 ELISA: 1/10000

Host Species: Rabbit

Clonality: Rabbit Polyclonal

Clone ID: -

MW: Calculated MW: 166 kDa; Observed MW: 150-160 kDa

Isotype: IgG

Purification: Affinity Purified

Species Reactivity: Human,Rat,Mouse

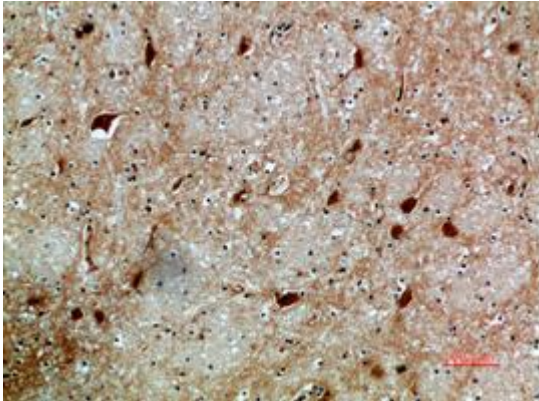
Conjugation: Unconjugated

Modification: Unmodified

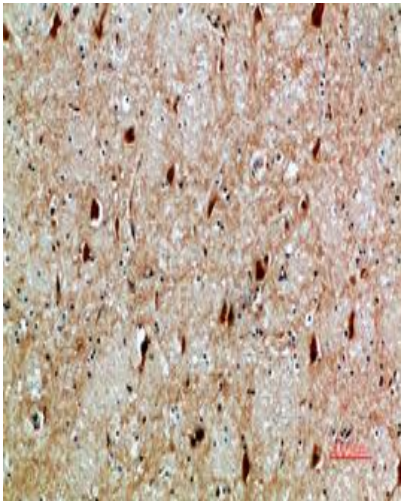
Constituents: PBS (without Mg²⁺ and Ca²⁺), pH 7.3 containing 50% glycerol, 0.5% BSA and 0.02% sodium azide

Research Areas: Immunology

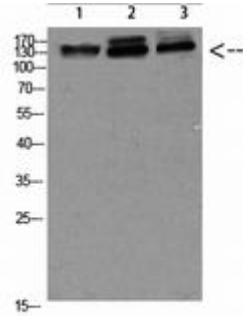
Storage & Shipping: Store at -20°C. Avoid repeated freezing and thawing



Immunohistochemistry analysis of paraffin-embedded Human brain using NFAT5 antibody. High-pressure and temperature Sodium Citrate pH 6.0 was used for antigen retrieval.



Immunohistochemistry analysis of paraffin-embedded Human brain using NFAT5 antibody. High-pressure and temperature Sodium Citrate pH 6.0 was used for antigen retrieval.



Western blot analysis of NFAT5 in 823, 293TUV, HELA lysates using NFAT5 antibody.