

NDUFS7 RABBIT PAB

Cat.#: S217639

Product Name: Anti-NDUFS7 Rabbit Polyclonal Antibody

Synonyms: PSST; CI-20; MY017; CI-20KD

UNIPROT ID: O75251 (Gene Accession - BC005954)

Background: This gene encodes a protein that is a subunit of one of the complexes that forms the mitochondrial respiratory chain. This protein is one of over 40 subunits found in complex I, the nicotinamide adenine dinucleotide (NADH):ubiquinone oxidoreductase. This complex functions in the transfer of electrons from NADH to the respiratory chain, and ubiquinone is believed to be the immediate electron acceptor for the enzyme. Mutations in this gene cause Leigh syndrome due to mitochondrial complex I deficiency, a severe neurological disorder that results in bilaterally symmetrical necrotic lesions in subcortical brain regions.

Immunogen: Fusion protein of human NDUFS7

Applications: ELISA, IHC

Recommended Dilutions: IHC: 25-100; ELISA: 1000-2000

Host Species: Rabbit

Clonality: Rabbit Polyclonal

Isotype: Immunogen-specific rabbit IgG

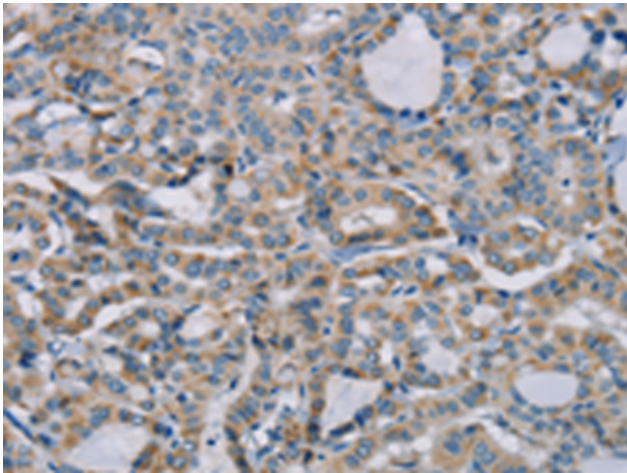
Purification: Antigen affinity purification

Species Reactivity: Human, Mouse

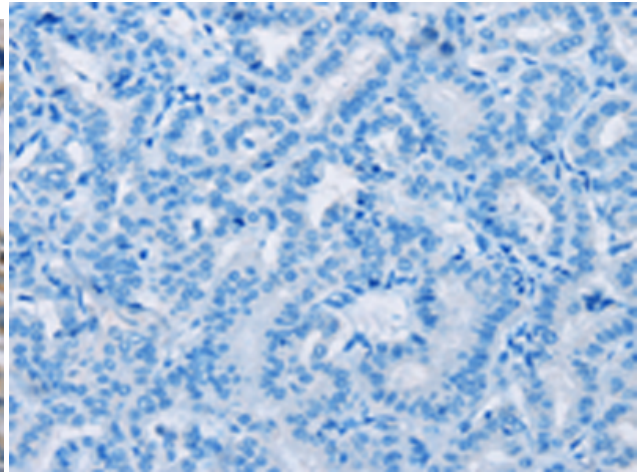
Constituents: PBS (without Mg²⁺ and Ca²⁺), pH 7.4, 150 mM NaCl, 0.05% Sodium Azide and 40% glycerol

Research Areas: Metabolism, Neuroscience

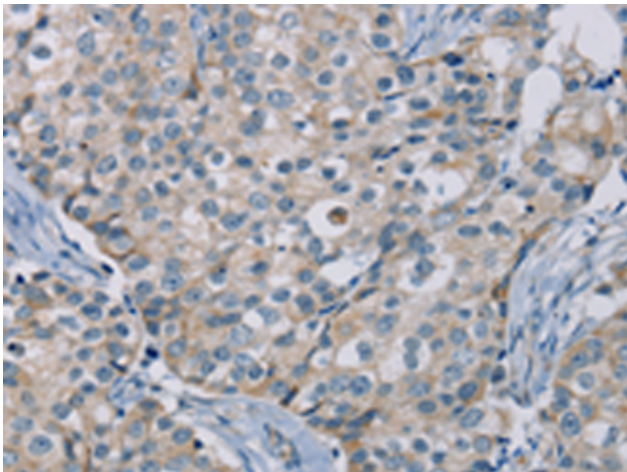
Storage & Shipping: Store at -20°C. Avoid repeated freezing and thawing



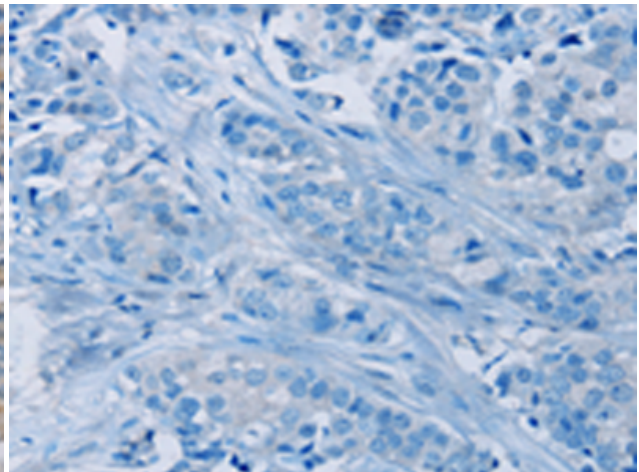
Immunohistochemistry analysis of paraffin embedded Human thyroid cancer tissue using 217639(NDUFS7 Antibody) at a dilution of 1/20(Cytoplasm).



In comparison with the IHC on the left, the same paraffin-embedded Human thyroid cancer tissue is first treated with the fusion protein and then with 217639(Anti-NDUFS7 Antibody) at dilution 1/20.



The image on the left is immunohistochemistry of paraffin-embedded Human breast cancer tissue using 217639(Anti-NDUFS7 Antibody) at a dilution of 1/20.



In comparison with the IHC on the left, the same paraffin-embedded Human breast cancer tissue is first treated with fusion protein and then with D222748(Anti-NDUFS7 Antibody) at dilution 1/20.