

NANOS2 RABBIT PAB

Cat.#: S217628

Product Name: Anti-NANOS2 Rabbit Polyclonal Antibody

Synonyms: NOS2; ZC2HC12B

UNIPROT ID: P60321 (Gene Accession - BC117484)

Background: Plays a key role in the sexual differentiation of germ cells by promoting the male fate but suppressing the female fate. Represses the female fate pathways by suppressing meiosis, which in turn results in the promotion of the male fate. Maintains the suppression of meiosis by preventing STRA8 expression, which is required for premeiotic DNA replication, after CYP26B1 is decreased. Regulates the localization of the CCR4-NOT deadenylation complex to P-bodies and plays a role in recruiting the complex to trigger the degradation of mRNAs involved in meiosis. Required for the maintenance of the spermatogonial stem cell population. Not essential for the assembly of P-bodies but is required for the maintenance of their normal state (By similarity).

Immunogen: Fusion protein of human NANOS2

Applications: ELISA, IHC

Recommended Dilutions: IHC: 25-100; ELISA: 1000-2000

Host Species: Rabbit

Clonality: Rabbit Polyclonal

Isotype: Immunogen-specific rabbit IgG

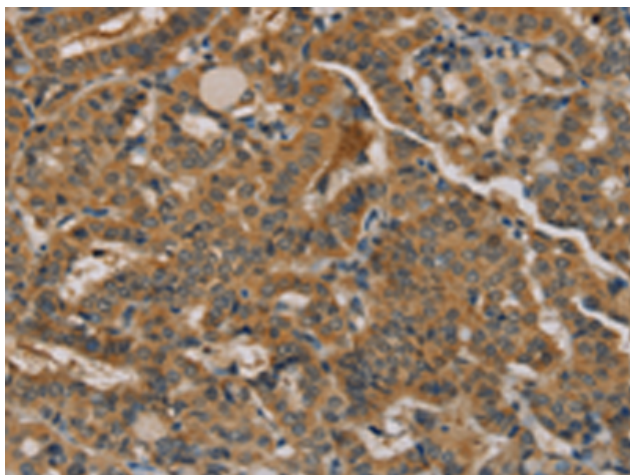
Purification: Antigen affinity purification

Species Reactivity: Human

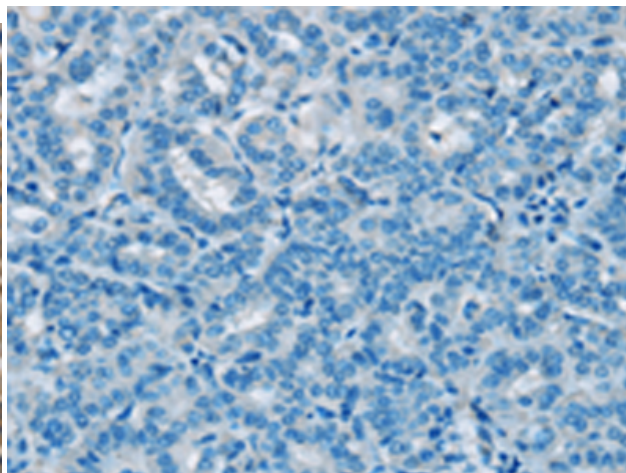
Constituents: PBS (without Mg²⁺ and Ca²⁺), pH 7.4, 150 mM NaCl, 0.05% Sodium Azide and 40% glycerol

Research Areas: Epigenetics and Nuclear Signaling, Stem Cells, Developmental Biology

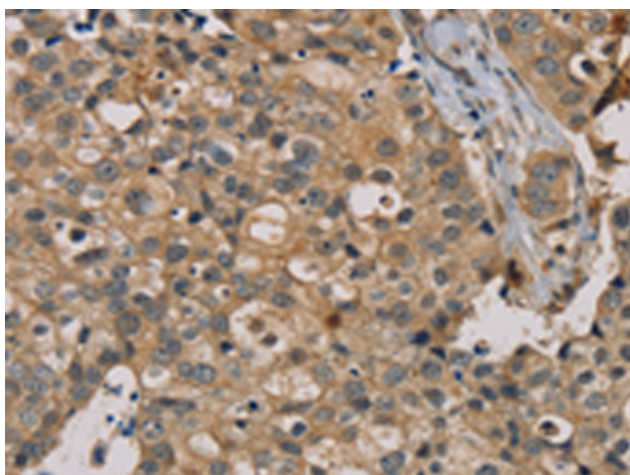
Storage & Shipping: Store at -20°C. Avoid repeated freezing and thawing



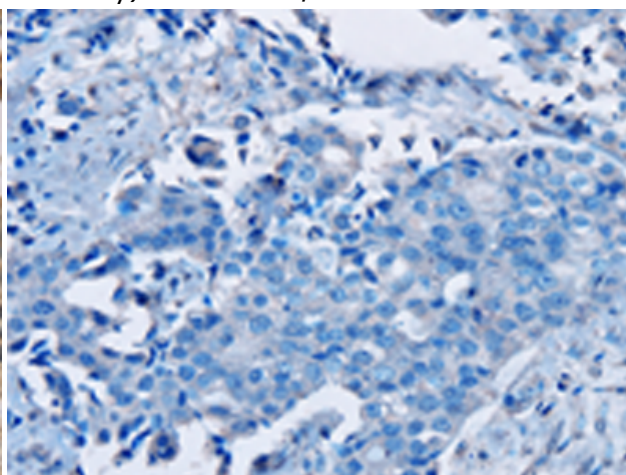
Immunohistochemistry analysis of paraffin embedded Human thyroid cancer tissue using 217628(NANOS2 Antibody) at a dilution of 1/20(Cytoplasm).



In comparison with the IHC on the left, the same paraffin-embedded Human thyroid cancer tissue is first treated with the fusion protein and then with 217628(Anti-NANOS2 Antibody) at dilution 1/20.



The image on the left is immunohistochemistry of paraffin-embedded Human breast cancer tissue using 217628(Anti-NANOS2 Antibody) at a dilution of 1/20.



In comparison with the IHC on the left, the same paraffin-embedded Human breast cancer tissue is first treated with fusion protein and then with D222728(Anti-NANOS2 Antibody) at dilution 1/20.