

MTMR7 RABBIT PAB

Cat.#: S210869

Product Name: Anti-MTMR7 Rabbit Polyclonal Antibody

Synonyms:

UNIPROT ID: Q9Y216 (Gene Accession - BC130579)

Background: This gene encodes a member of the myotubularin family of tyrosine/dual-specificity phosphatases. The encoded protein is characterized by four distinct domains that are conserved among all members of the myotubularin family: the glucosyltransferase, Rab-like GTPase activator and myotubularins domain, the Rac-induced recruitment domain, the protein tyrosine phosphatases and dual-specificity phosphatases domain and the suppressor of variegation 3-9, enhancer-of-zeste, and trithorax interaction domain. This protein dephosphorylates the target substrates phosphatidylinositol 3-phosphate and inositol 1,3-bisphosphate. A pseudogene of this gene is found on chromosome 5.

Immunogen: Fusion protein of human MTMR7

Applications: ELISA, IHC

Recommended Dilutions: IHC: 50-200; ELISA: 1000-5000

Host Species: Rabbit

Clonality: Rabbit Polyclonal

Isotype: Immunogen-specific rabbit IgG

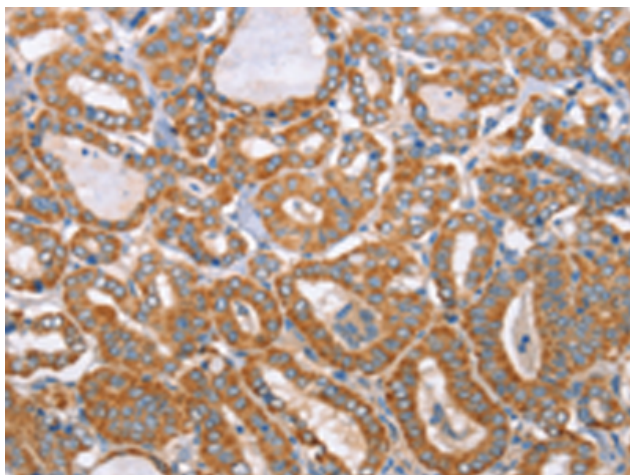
Purification: Antigen affinity purification

Species Reactivity: Human, Mouse

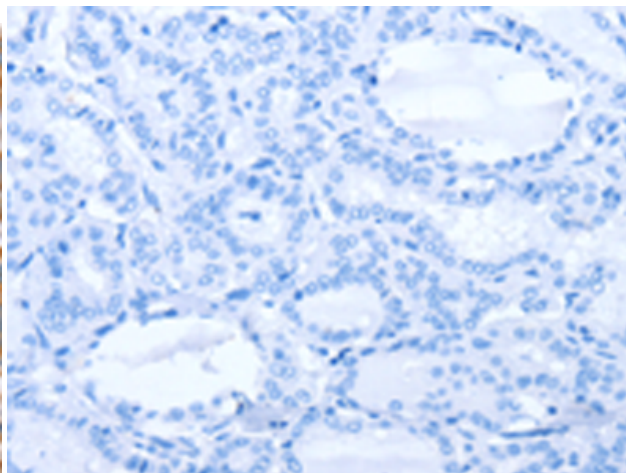
Constituents: PBS (without Mg²⁺ and Ca²⁺), pH 7.4, 150 mM NaCl, 0.05% Sodium Azide and 40% glycerol

Research Areas: Signal Transduction

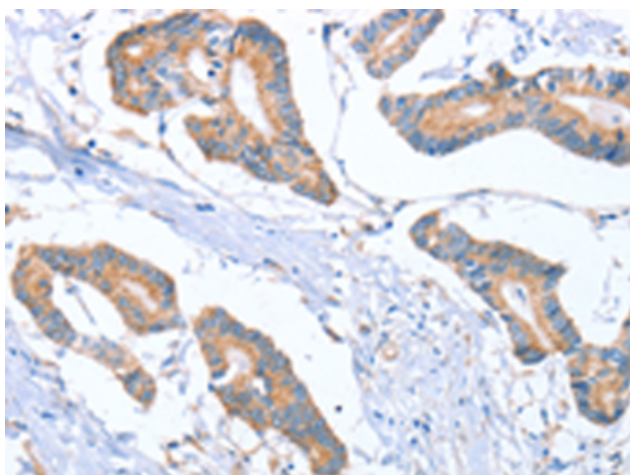
Storage & Shipping: Store at -20°C. Avoid repeated freezing and thawing



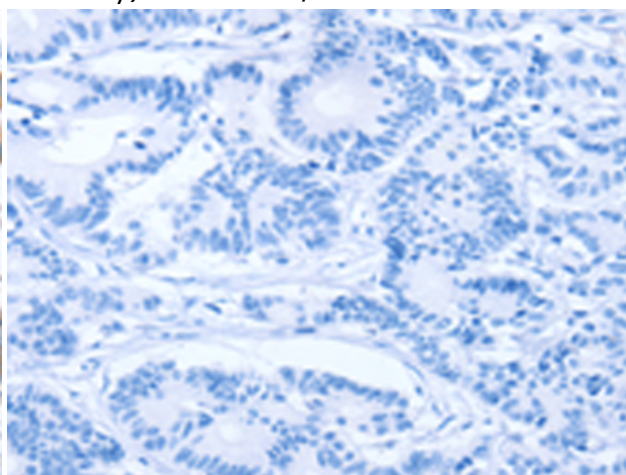
Immunohistochemistry analysis of paraffin embedded Human thyroid cancer tissue using 210869(MTMR7 Antibody) at a dilution of 1/40(Cytoplasm).



In comparison with the IHC on the left, the same paraffin-embedded Human thyroid cancer tissue is first treated with the fusion protein and then with 210869(Anti-MTMR7 Antibody) at dilution 1/40.



The image on the left is immunohistochemistry of paraffin-embedded Human colon cancer tissue using 210869(Anti-MTMR7 Antibody) at a dilution of 1/40.



In comparison with the IHC on the left, the same paraffin-embedded Human colon cancer tissue is first treated with fusion protein and then with D121787(Anti-MTMR7 Antibody) at dilution 1/40.