

MFF RABBIT PAB

Cat.#: S220705

Product Name: Anti-MFF Rabbit Polyclonal Antibody

Synonyms: GL004; C2orf33

UNIPROT ID: Q9GZY8 (Gene Accession - NP_001263990)

Background: This is a nuclear gene encoding a protein that functions in mitochondrial and peroxisomal fission. The encoded protein recruits dynamin-1-like protein (DNM1L) to mitochondria. There are multiple pseudogenes for this gene on chromosomes 1, 5, and X. Alternative splicing results in multiple transcript variants.

Immunogen: Synthetic peptide of human MFF

Applications: ELISA, WB, IHC

Recommended Dilutions: IHC: 25-100;WB: 500-2000;ELISA: 2000-5000

Host Species: Rabbit

Clonality: Rabbit Polyclonal

Isotype: Immunogen-specific rabbit IgG

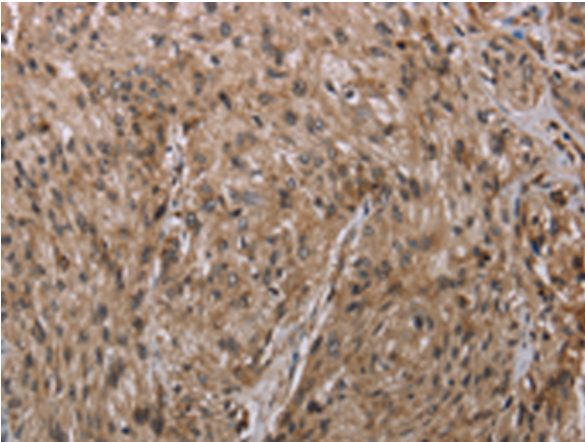
Purification: Antigen affinity purification

Species Reactivity: Human, Mouse, Rat

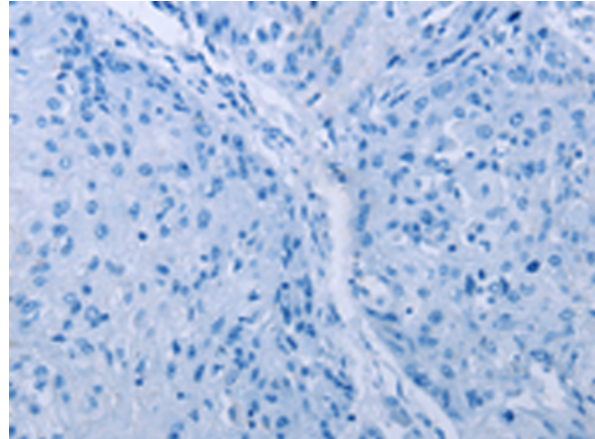
Constituents: PBS (without Mg²⁺ and Ca²⁺), pH 7.4, 150 mM NaCl, 0.05% Sodium Azide and 40% glycerol

Research Areas: Cancer, Metabolism

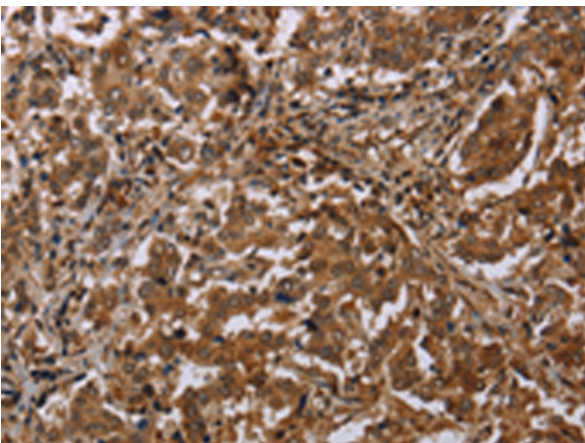
Storage & Shipping: Store at -20°C. Avoid repeated freezing and thawing



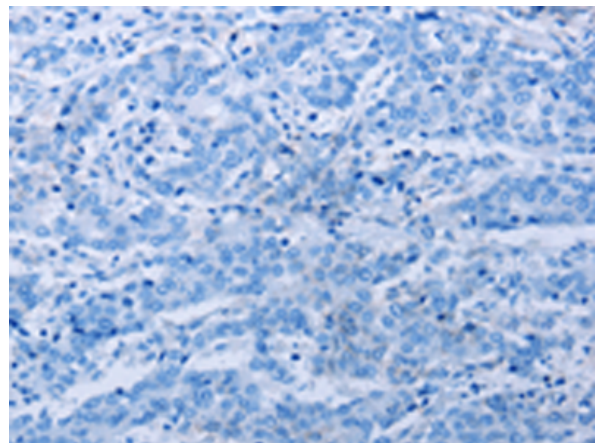
Immunohistochemistry analysis of paraffin embedded Human esophagus cancer tissue using 220705(MFF Antibody) at a dilution of 1/20(Cytoplasm).




In comparison with the IHC on the left, the same paraffin-embedded Human esophagus cancer tissue is first treated with the synthetic peptide and then with 220705(Anti-MFF Antibody) at dilution 1/20.



The image on the left is immunohistochemistry of paraffin-embedded Human liver cancer tissue using 220705(Anti-MFF Antibody) at a dilution of 1/20.



In comparison with the IHC on the left, the same paraffin-embedded Human liver cancer tissue is first treated with synthetic peptide and then with D261902(Anti-MFF Antibody) at dilution 1/20.



Gel: 8%SDS-PAGE, Lysate: 40 µg;
 Lane: Mouse brain tissue;
 Primary antibody: 220705(MFF Antibody) at dilution 1/200;
 Secondary antibody: Goat anti rabbit IgG at 1/8000 dilution;
 Exposure time: 10 seconds



Product Description

Pioneering GTPase and Oncogene Product Development since 2010
