

MED18 RABBIT PAB

Cat.#: S217941

Product Name: Anti-MED18 Rabbit Polyclonal Antibody

Synonyms: p28b

UNIPROT ID: Q9BUE0 (Gene Accession - BC002694)

Background: MED18 is a component of the Mediator complex which is a coactivator for DNA-binding factors that activate transcription via RNA polymerase II (Sato et al., 2003 [PubMed 12584197]).

Immunogen: Full length fusion protein

Applications: ELISA, WB, IHC

Recommended Dilutions: IHC: 25-100;WB: 200-1000;ELISA: 1000-2000

Host Species: Rabbit

Clonality: Rabbit Polyclonal

Isotype: Immunogen-specific rabbit IgG

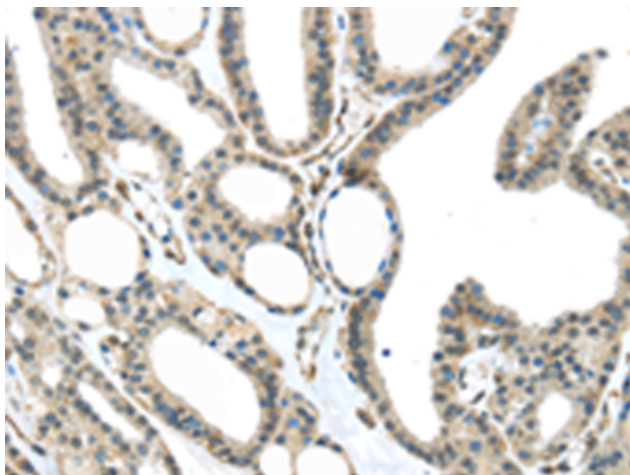
Purification: Antigen affinity purification

Species Reactivity: Human, Mouse

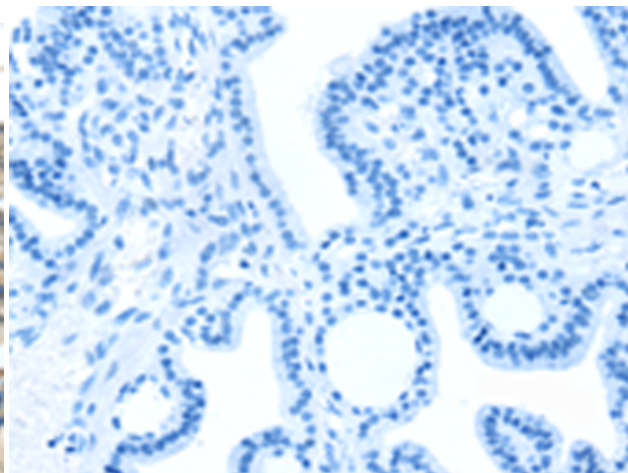
Constituents: PBS (without Mg²⁺ and Ca²⁺), pH 7.4, 150 mM NaCl, 0.05% Sodium Azide and 40% glycerol

Research Areas: Epigenetics and Nuclear Signaling

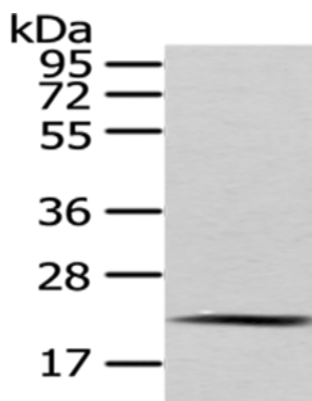
Storage & Shipping: Store at -20°C. Avoid repeated freezing and thawing



Immunohistochemistry analysis of paraffin embedded Human thyroid cancer tissue using 217941(MED18 Antibody) at a dilution of 1/30(Nucleus).



In comparison with the IHC on the left, the same paraffin-embedded Human thyroid cancer tissue is first treated with the fusion protein and then with 217941(Anti-MED18 Antibody) at dilution 1/30.



Gel: 8%SDS-PAGE, Lysate: 40 μ g;
Lane: Jurkat cell;
Primary antibody: 217941(MED18 Antibody) at dilution 1/400;
Secondary antibody: Goat anti rabbit IgG at 1/8000 dilution;
Exposure time: 5 minutes