

## KU70 RABBIT MAB

**Cat.#:** N263399

**Product Name:** Anti-Ku70 Rabbit Monoclonal Antibody

**Synonyms:** XRCC6; G22P1; X-ray repair cross-complementing protein 6; 5'-deoxyribose-5-phosphate lyase Ku70; 5'-dRP lyase Ku70; 70 kDa subunit of Ku antigen; ATP-dependent DNA helicase 2 subunit 1; ATP-dependent DNA helicase II 70 kDa subunit; CTC box-

**UNIPROT ID:** P12956

**Background:** It works in the 3'-5' direction. Binding to DNA may be mediated by XRCC6. Involved in DNA non-homologous end joining (NHEJ) required for double-strand break repair and V(D)J recombination. The XRCC5/6 dimer acts as regulatory subunit of the DNA-dependent protein kinase complex DNA-PK by increasing the affinity of the catalytic subunit PRKDC to DNA by 100-fold. The XRCC5/6 dimer is probably involved in stabilizing broken DNA ends and bringing them together.

**Immunogen:** A synthetic peptide of human Ku70

**Applications:** WB,IHC-F,IHC-P,ICC/IF

**Recommended Dilutions:** WB: 1/500-1/1000 IHC: 1/50-1/100 IF: 1/50-1/200

**Host Species:** Rabbit

**Clonality:** Rabbit Monoclonal

**Clone ID:** R05-1A7

**MW:** Calculated MW: 70 kDa; Observed MW: 70 kDa

**Isotype:** IgG

**Purification:** Affinity Purified

**Species Reactivity:** Human

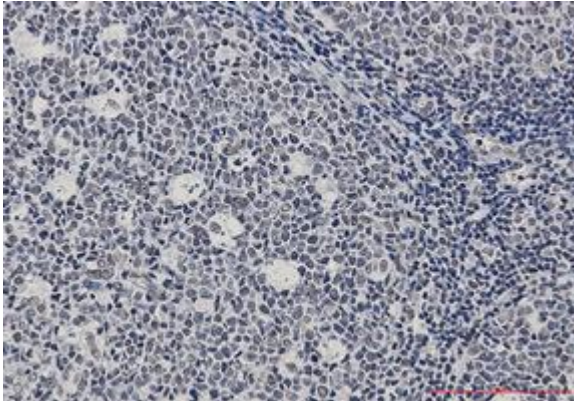
**Conjugation:** Unconjugated

**Modification:** Unmodified

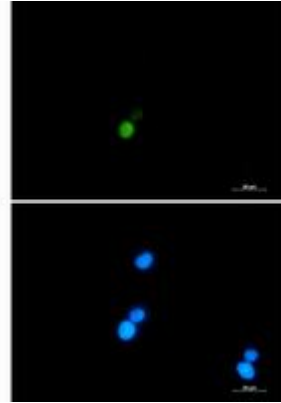
**Constituents:** PBS (without Mg<sup>2+</sup> and Ca<sup>2+</sup>), pH 7.3 containing 50% glycerol, 0.5% BSA and 0.02% sodium azide

**Research Areas:** Epigenetics and Nuclear Signaling

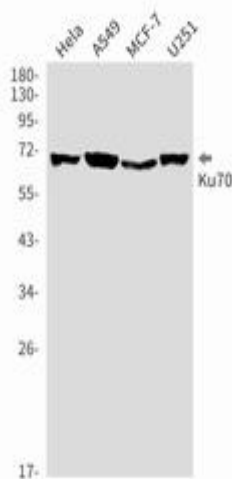
**Storage & Shipping:** Store at -20°C. Avoid repeated freezing and thawing



Immunohistochemistry analysis of paraffin-embedded Human tonsil using Ku70 antibody. High-pressure and temperature Sodium Citrate pH 6.0 was used for antigen retrieval.



Immunocytochemistry analysis of Ku70 (green) in CEM using Ku70 antibody, and DAPI (blue).



Western blot analysis of Ku70 in HeLa, A549, MCF-7, U251 lysates using Ku70 antibody.