

KDM5C (2E4) MOUSE MAB

Cat.#: N261001

Product Name: Anti-KDM5C (2E4) Mouse Monoclonal Antibody

Synonyms: MRXJ; SMCX; MRXSJ; XE169; MRXSCJ; JARID1C; DXS1272E

UNIPROT ID: P41229

Background: Histone demethylase that specifically demethylates 'Lys-4' of histone H3, thereby playing a central role in histone code.

Immunogen: Purified recombinant human KDM5C / Jarid1C / SMCX protein fragments expressed in E.coli

Applications: WB,ICC/IF

Recommended Dilutions: WB: 1/500-1/1000 IF: 1/50-1/200

Host Species: Mouse

Clonality: Mouse Monoclonal

Clone ID: 2E4-E1-G8

MW: Calculated MW: 176 kDa; Observed MW: 220 kDa

Isotype: IgG2a

Purification: Affinity Purified

Species Reactivity: Human

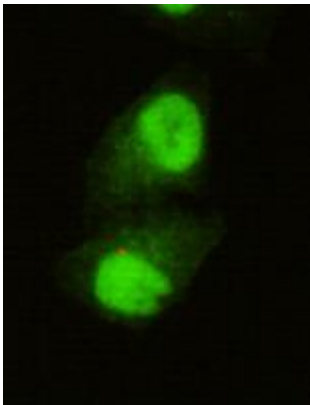
Conjugation: Unconjugated

Modification: Unmodified


Constituents: PBS (without Mg²⁺ and Ca²⁺), pH 7.3 containing 50% glycerol, 0.5% BSA and 0.02% sodium azide

Research Areas: EpigeneticsyyyHistone methylation


Storage & Shipping: Store at -20°C. Avoid repeated freezing and thawing



Immunocytochemistry analysis of KDM5C in HeLa cells using KDM5C antibody.



Western blot analysis of KDM5C / Jarid1C / SMCX in HeLa and 293 lysates using KDM5C / Jarid1C / SMCX antibody.



Western blot analysis of KDM5C (2E4) in T47D, MCF-7 and HeLa lysates using KDM5C antibody.