

KAT7 RABBIT MAB

Cat.#: N263392

Product Name: Anti-KAT7 Rabbit Monoclonal Antibody

Synonyms: HBO1; HBOA; MYST2; ZC2HC7

UNIPROT ID: O95251

Background: Component of the HBO1 complex which has a histone H4-specific acetyltransferase activity, a reduced activity toward histone H3 and is responsible for the bulk of histone H4 acetylation in vivo. Through chromatin acetylation it may regulate DNA replication and act as a coactivator of TP53-dependent transcription. Specifically represses AR-mediated transcription.

Immunogen: Recombinant protein of human KAT7/Hbo1/MYST2

Applications: WB,IHC-F,IHC-P,ICC/IF,IP

Recommended Dilutions: WB: 1/500-1/1000 IHC: 1/50-1/100 IF: 1/50-1/200 IP: 1/20

Host Species: Rabbit

Clonality: Rabbit Monoclonal

Clone ID: R01-216

MW: Calculated MW: 71 kDa; Observed MW: 71 kDa

Isotype: IgG

Purification: Affinity Purified

Species Reactivity: Human

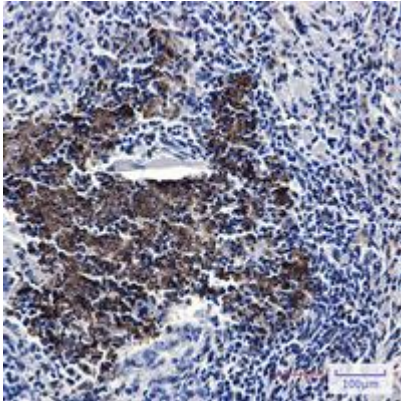
Conjugation: Unconjugated

Modification: Unmodified

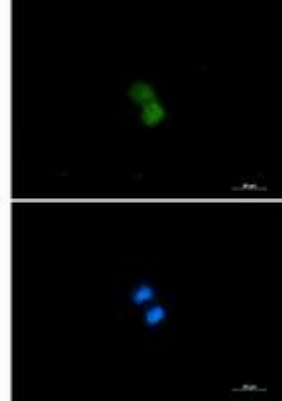
Constituents: PBS (without Mg²⁺ and Ca²⁺), pH 7.3 containing 50% glycerol, 0.5% BSA and 0.02% sodium azide

Research Areas: EpigeneticsyyyHistone Acetylation

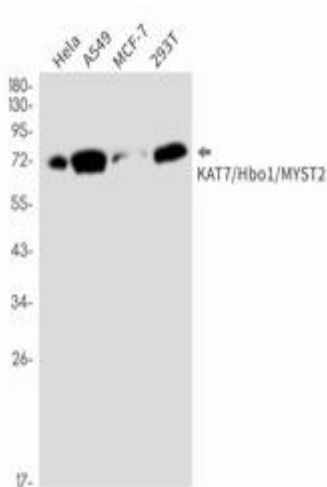
Storage & Shipping: Store at -20°C. Avoid repeated freezing and thawing



Immunohistochemistry analysis of paraffin-embedded Human lung cancer tissue using KAT7/Hbo1/MYST2 antibody. High-pressure and temperature Sodium Citrate pH 6.0 was used for antigen retrieval.



Immunocytochemistry analysis of KAT7 (green) in HCT116 using KAT7 antibody, and DAPI (blue).



Western blot analysis of KAT7/Hbo1/MYST2 in HeLa, A549, MCF-7, 293T lysates using KAT7/Hbo1/MYST2 antibody.