

## IPO11 RABBIT PAB

**Cat.#:** S218936

**Product Name:** Anti-IPO11 Rabbit Polyclonal Antibody

**Synonyms:** RanBP11

**UNIPROT ID:** Q9UI26 (Gene Accession - BC033776)

**Background:** Importins, including IPO11, are a members of the karyopherin/importin-beta family of transport receptors (see KPNB1; 602738) that mediate nucleocytoplasmic transport of protein and RNA cargoes (Plafker and Macara, 2000 [PubMed 11032817]).

**Immunogen:** Fusion protein of human IPO11

**Applications:** ELISA, WB, IHC

**Recommended Dilutions:** IHC: 50-300;WB: 500-2000;ELISA: 5000-10000

**Host Species:** Rabbit

**Clonality:** Rabbit Polyclonal

**Isotype:** Immunogen-specific rabbit IgG

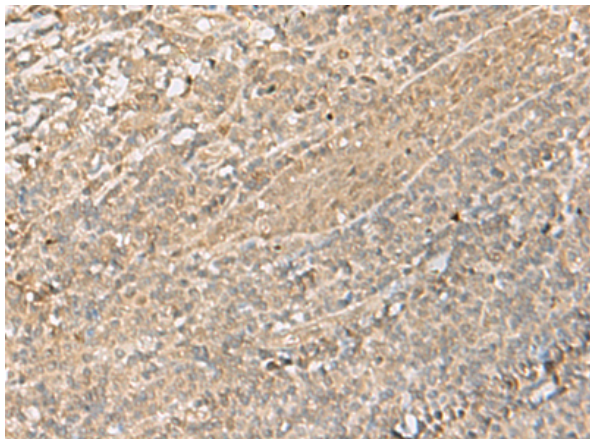
**Purification:** Antigen affinity purification

**Species Reactivity:** Human, Mouse

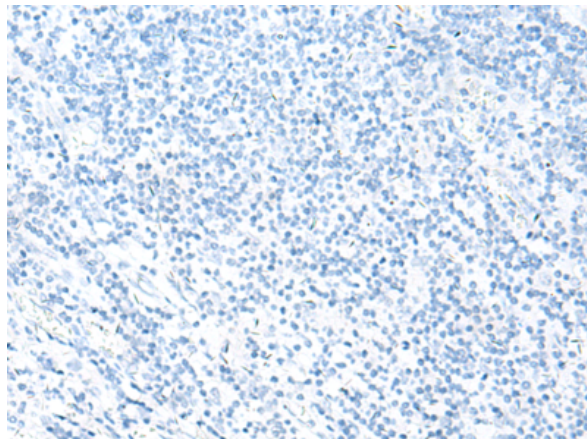
**Constituents:** PBS (without Mg<sup>2+</sup> and Ca<sup>2+</sup>), pH 7.4, 150 mM NaCl, 0.05% Sodium Azide and 40% glycerol

**Research Areas:** Signal Transduction

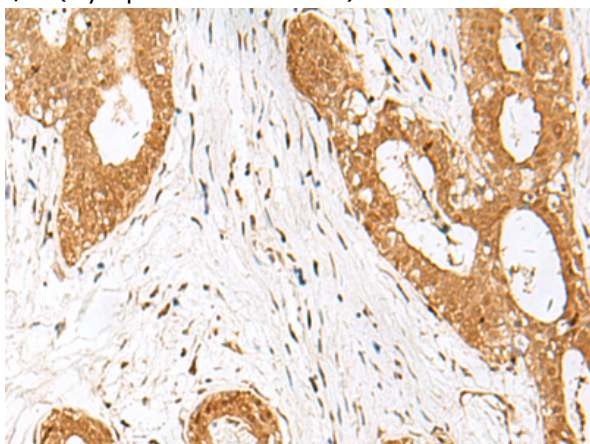
**Storage & Shipping:** Store at -20°C. Avoid repeated freezing and thawing



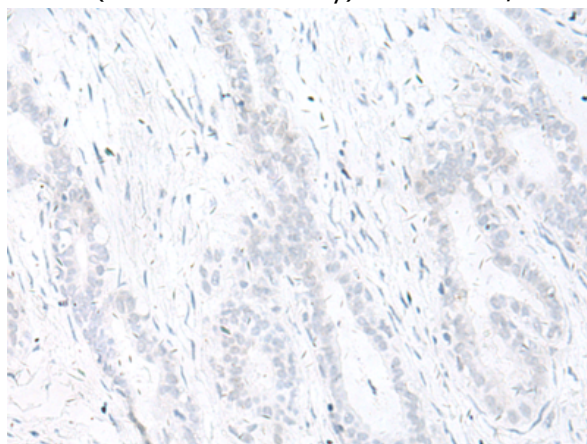
Immunohistochemistry analysis of paraffin embedded Human tonsil tissue using 218936(IPO11 Antibody) at a dilution of 1/70(Cytoplasm or Nucleus).



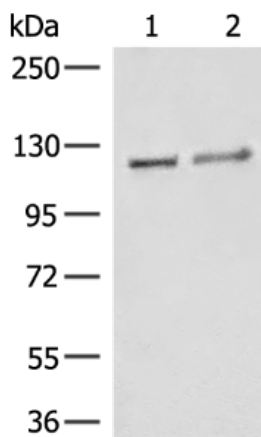
In comparison with the IHC on the left, the same paraffin-embedded Human tonsil tissue is first treated with the fusion protein and then with 218936(Anti-IPO11 Antibody) at dilution 1/70.



The image on the left is immunohistochemistry of paraffin-embedded Human breast cancer tissue using 218936(Anti-IPO11 Antibody) at a dilution of 1/70.



In comparison with the IHC on the left, the same paraffin-embedded Human breast cancer tissue is first treated with fusion protein and then with D225540(Anti-IPO11 Antibody) at dilution 1/70.



Gel: 6%SDS-PAGE, Lysate: 40 µg;  
Lane 1-2: K562 cell, Human fetal brain tissue lysates;  
Primary antibody: 218936(IPO11 Antibody) at dilution 1/500;  
Secondary antibody: Goat anti rabbit IgG at 1/8000 dilution;  
Exposure time: 10 seconds



# Product Description

Pioneering GTPase and Oncogene Product Development since 2010

---