

INOS RABBIT PAB

Cat.#: N225375

Product Name: Anti-iNOS Rabbit pAb

Synonyms: NOS2; NOS2A; Nitric oxide synthase; inducible; Hepatocyte NOS; HEP-NOS; Inducible NO synthase; Inducible NOS; iNOS; NOS type II; Peptidyl-cysteine S-nitrosylase NOS2

UNIPROT ID: P35228

Background: iNOS Produces nitric oxide (NO) which is a messenger molecule with diverse functions throughout the body. In macrophages, NO mediates tumoricidal and bactericidal actions.

Immunogen: The antiserum was produced against synthesized peptide derived from human iNOS. AA range:117-166

Applications: WB,IHC-F,IHC-P,ICC/IF

Recommended Dilutions: WB: 1/500-1/1000 IHC: 1/50-1/100 IF: 1/50-1/200 ELISA: 1/10000

Host Species: Rabbit

Clonality: Rabbit Polyclonal

Clone ID: -

MW: Calculated MW: 131 kDa; Observed MW: 131 kDa

Isotype: IgG

Purification: Affinity Purified

Species Reactivity: Human,Mouse,Rat

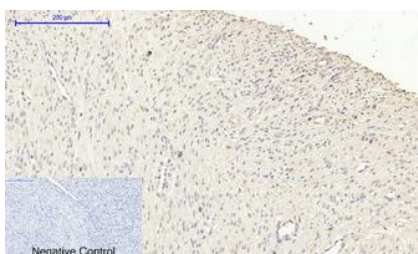
Conjugation: Unconjugated

Modification: Unmodified


Constituents: PBS (without Mg²⁺ and Ca²⁺), pH 7.3 containing 50% glycerol, 0.5% BSA and 0.02% sodium azide

Research Areas: Neuroscience


Storage & Shipping: Store at -20°C. Avoid repeated freezing and thawing



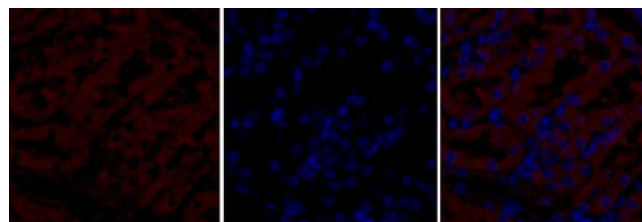
Immunohistochemistry analysis of paraffin-embedded Human uterus cancer using iNOS antibody. High-pressure and temperature Sodium Citrate pH 6.0 was used for antigen retrieval. Negative control was used by secondary antibody only.



Western blot analysis of iNOS in 3T3 lysates using iNOS antibody.



Western blot analysis of iNOS in SH-SY5Y lysates using iNOS antibody.



Immunofluorescence analysis of iNOS in rat kidney using iNOS antibody (red).