

IFITM2 RABBIT PAB

Cat.#: S218956

Product Name: Anti-IFITM2 Rabbit Polyclonal Antibody

Synonyms: 1-8D; DSPA2c

UNIPROT ID: Q01629 (Gene Accession - BC009696)

Background: IFN-induced antiviral protein which inhibits the entry of viruses to the host cell cytoplasm, permitting endocytosis, but preventing subsequent viral fusion and release of viral contents into the cytosol. Active against multiple viruses, including influenza A virus, SARS coronavirus (SARS-CoV), Marburg virus (MARV), Ebola virus (EBOV), Dengue virus (DENV), West Nile virus (WNV), human immunodeficiency virus type 1 (HIV-1) and vesicular stomatitis virus (VSV). Can inhibit: influenza virus hemagglutinin protein-mediated viral entry, MARV and EBOV GP1,2-mediated viral entry, SARS-CoV S protein-mediated viral entry and VSV G protein-mediated viral entry. Induces cell cycle arrest and mediates apoptosis by caspase activation and in p53-independent manner.

Immunogen: Fusion protein of human IFITM2

Applications: ELISA, IHC

Recommended Dilutions: IHC: 30-150; ELISA: 5000-10000

Host Species: Rabbit

Clonality: Rabbit Polyclonal

Isotype: Immunogen-specific rabbit IgG

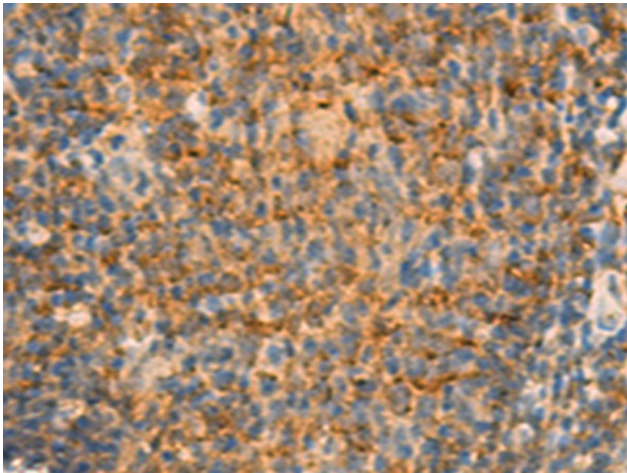
Purification: Antigen affinity purification

Species Reactivity: Human

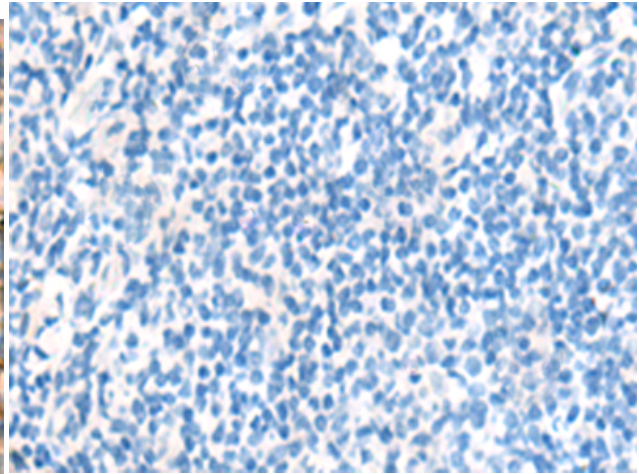
Constituents: PBS (without Mg²⁺ and Ca²⁺), pH 7.4, 150 mM NaCl, 0.05% Sodium Azide and 40% glycerol

Research Areas: Cancer, Immunology

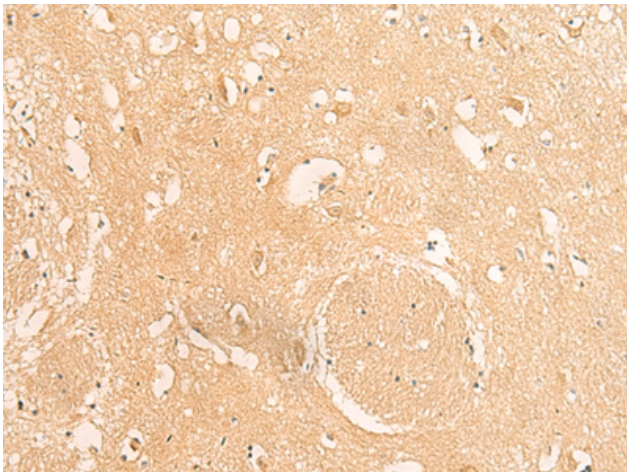
Storage & Shipping: Store at -20°C. Avoid repeated freezing and thawing



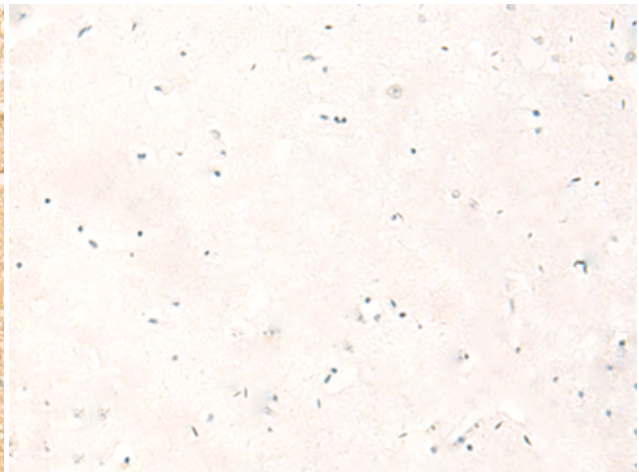
Immunohistochemistry analysis of paraffin embedded Human tonsil tissue using 218956(IFITM2 Antibody) at a dilution of 1/25(Cytoplasm).



In comparison with the IHC on the left, the same paraffin-embedded Human tonsil tissue is first treated with the fusion protein and then with 218956(Anti-IFITM2 Antibody) at dilution 1/25.



The image on the left is immunohistochemistry of paraffin-embedded Human brain tissue using 218956(Anti-IFITM2 Antibody) at a dilution of 1/25.



In comparison with the IHC on the left, the same paraffin-embedded Human brain tissue is first treated with fusion protein and then with D225567(Anti-IFITM2 Antibody) at dilution 1/25.