

ICAM4 RABBIT PAB

Cat.#: S217528

Product Name: Anti-ICAM4 Rabbit Polyclonal Antibody

Synonyms: LW; CD242

UNIPROT ID: Q14773 (Gene Accession - BC000046)

Background: This gene encodes the Landsteiner-Wiener (LW) blood group antigen(s) that belongs to the immunoglobulin (Ig) superfamily, and that shares similarity with the intercellular adhesion molecule (ICAM) protein family. This ICAM protein contains 2 Ig-like C2-type domains and binds to the leukocyte adhesion LFA-1 protein.

Immunogen: Fusion protein of human ICAM4

Applications: ELISA, WB, IHC

Recommended Dilutions: IHC: 50-200;WB: 200-1000;ELISA: 1000-2000

Host Species: Rabbit

Clonality: Rabbit Polyclonal

Isotype: Immunogen-specific rabbit IgG

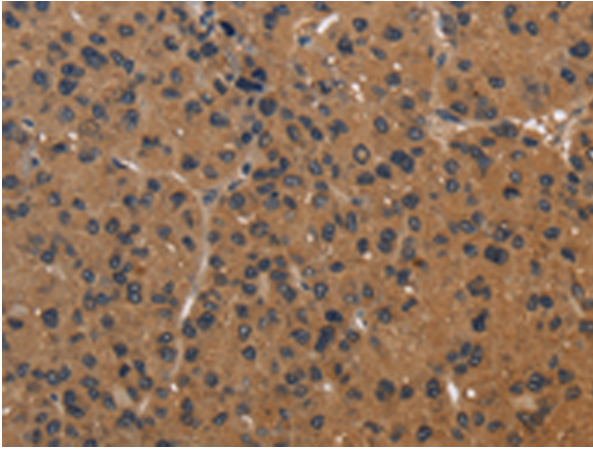
Purification: Antigen affinity purification

Species Reactivity: Human

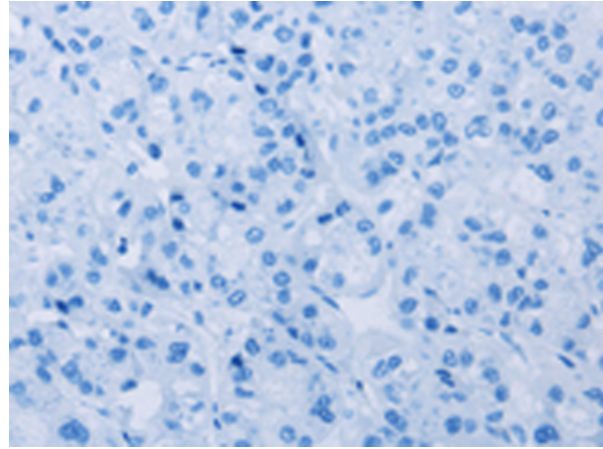
Constituents: PBS (without Mg²⁺ and Ca²⁺), pH 7.4, 150 mM NaCl, 0.05% Sodium Azide and 40% glycerol

Research Areas: Signal Transduction, Cancer, Cardiovascular, Immunology

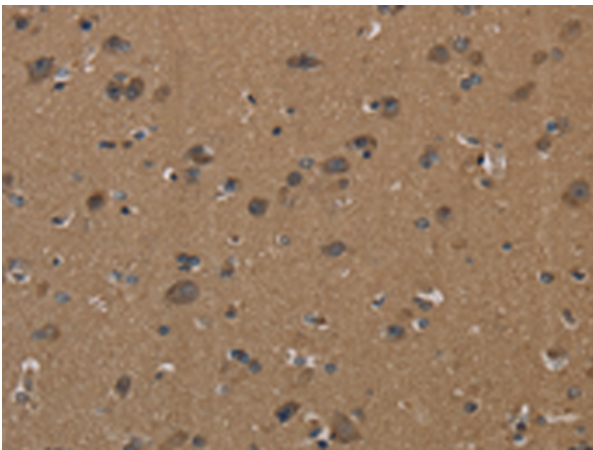
Storage & Shipping: Store at -20°C. Avoid repeated freezing and thawing



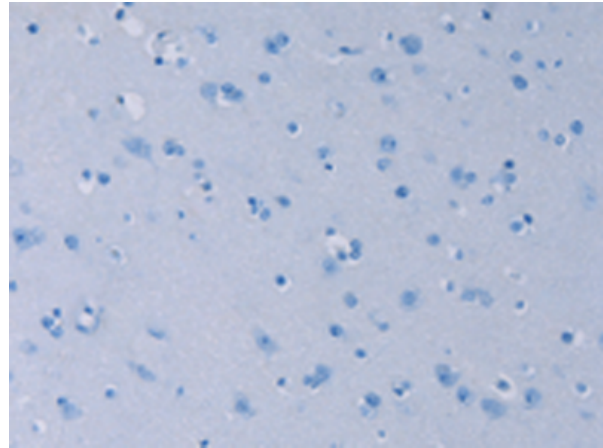
Immunohistochemistry analysis of paraffin embedded Human liver cancer tissue using 217528(ICAM4 Antibody) at a dilution of 1/50(Cytoplasm).



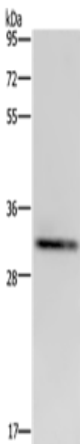
In comparison with the IHC on the left, the same paraffin-embedded Human liver cancer tissue is first treated with the fusion protein and then with 217528(Anti-ICAM4 Antibody) at dilution 1/50.



The image on the left is immunohistochemistry of paraffin-embedded Human brain tissue using 217528(Anti-ICAM4 Antibody) at a dilution of 1/50.



In comparison with the IHC on the left, the same paraffin-embedded Human brain tissue is first treated with fusion protein and then with D222527(Anti-ICAM4 Antibody) at dilution 1/50.



Gel: 10%SDS-PAGE, Lysate: 40 µg;
Lane: OP9 cells;
Primary antibody: 217528(ICAM4 Antibody) at dilution 1/500;
Secondary antibody: Goat anti rabbit IgG at 1/8000 dilution;
Exposure time: 30 seconds



Product Description

Pioneering GTPase and Oncogene Product Development since 2010
