

## HYDROXYL-HISTONE H2A (TYR39) RABBIT MAB

**Cat.#:** N263632

**Product Name:** Anti-Hydroxyl-Histone H2A (Tyr39) Rabbit Monoclonal Antibody

**Synonyms:** H2A.1; H2A/c; H2A1; H2AFC;; H2AFD; H2AFI; H2AFN; H2AFP; HIST1H2AG; HIST1H2AI; HIST1H2AK; HIST1H2AL; HIST1H2AM; histone cluster 1; H2ai; Histone H2A type 1; Histone H2A/p

**UNIPROT ID:** P04908

**Background:** Core component of nucleosome. Nucleosomes wrap and compact DNA into chromatin, limiting DNA accessibility to the cellular machineries which require DNA as a template. Histones thereby play a central role in transcription regulation, DNA repair, DNA replication and chromosomal stability. DNA accessibility is regulated via a complex set of post-translational modifications of histones, also called histone code, and nucleosome remodeling.

**Immunogen:** A synthesized peptide derived from human Histone H2A (hydroxyl Y39)

**Applications:** WB,IHC-P

**Recommended Dilutions:** WB: 1/500-1/1000 IHC: 1/50-1/100

**Host Species:** Rabbit

**Clonality:** Rabbit Monoclonal

**Clone ID:** R04-5I3

**MW:** Calculated MW: 14 kDa; Observed MW: 14 kDa

**Isotype:** IgG

**Purification:** Affinity Purified

**Species Reactivity:** Human,Mouse

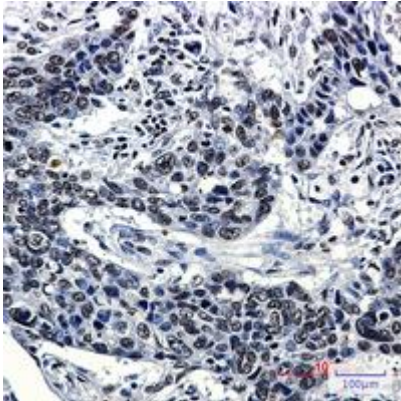
**Conjugation:** Unconjugated

**Modification:** Hydroxylated


**Constituents:** PBS (without Mg<sup>2+</sup> and Ca<sup>2+</sup>), pH 7.3 containing 50% glycerol, 0.5% BSA and 0.02% sodium azide

**Research Areas:** Epigenetics, Histone modifications

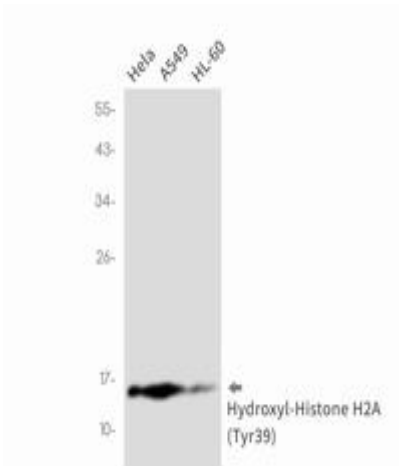
**Storage & Shipping:** Store at -20°C. Avoid repeated freezing and thawing



Immunohistochemistry analysis of paraffin-embedded Human lung cancer using Hydroxyl-Histone H2A (Tyr39) antibody. High-pressure and temperature Sodium Citrate pH 6.0 was used for antigen retrieval.



Western blot analysis of Hydroxyl-Histone H2A (Tyr39) in 3T3 lysates using Hydroxyl-Histone H2A (Tyr39) antibody.



Western blot analysis of Hydroxyl-Histone H2A (Tyr39) in HeLa, A549, HL-60 lysates using Hydroxyl-Histone H2A (Tyr39) antibody. Observed band size: 14kDa.