

HSPA2 RABBIT MAB

Cat.#: N262375

Product Name: Anti-HspA2 Rabbit Monoclonal Antibody

Synonyms: HSPA2; Heat shock 70kD protein 2; HSP70-2; HSP70-3; Heat shock 70 kDa protein 2; Heat shock 70kDa protein 2

UNIPROT ID: P54652

Background: In cooperation with other chaperones, Hsp70s stabilize preexistent proteins against aggregation and mediate the folding of newly translated polypeptides in the cytosol as well as within organelles. These chaperones participate in all these processes through their ability to recognize nonnative conformations of other proteins.

Immunogen: Recombinant protein of human HSPA2

Applications: WB,IHC-P

Recommended Dilutions: WB: 1/500-1/1000 IHC: 1/50-1/100

Host Species: Rabbit

Clonality: Rabbit Monoclonal

Clone ID: R08-4A4

MW: Calculated MW: 70 kDa; Observed MW: 70 kDa

Isotype: IgG

Purification: Affinity Purified

Species Reactivity: Human,Mouse,Rat

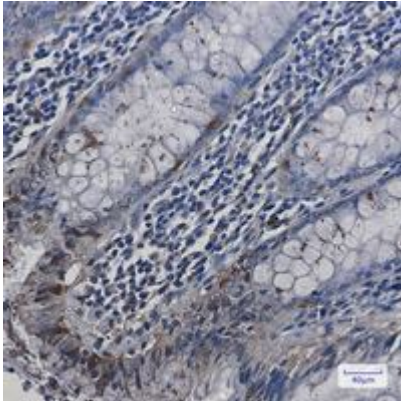
Conjugation: Unconjugated

Modification: Unmodified

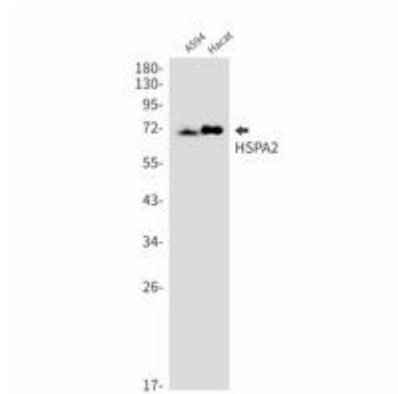
Constituents: PBS (without Mg²⁺ and Ca²⁺), pH 7.3 containing 50% glycerol, 0.5% BSA and 0.02% sodium azide

Research Areas: Signal Transduction

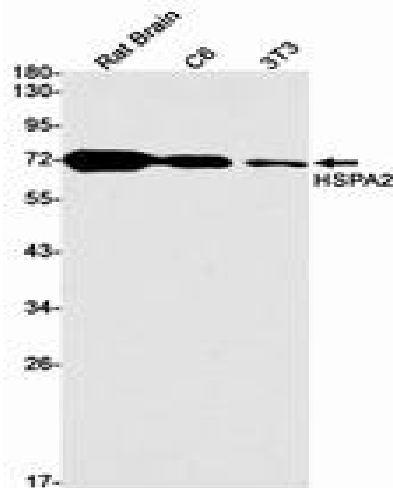
Storage & Shipping: Store at -20°C. Avoid repeated freezing and thawing



Immunohistochemistry analysis of paraffin-embedded Human colon cancer using HSPA2 antibody. High-pressure and temperature Sodium Citrate pH 6.0 was used for antigen retrieval.



Western blot analysis of HSPA2 in A549, Hacat lysates using HspA2 antibody.



Western blot analysis of HSPA2 in rat Brain, C6, 3T3 lysates using HSPA2 antibody.