

HSP90 ALPHA (5D6) MOUSE MAB

Cat.#: N261370

Product Name: Anti-Hsp90 alpha (5D6) Mouse Monoclonal Antibody

Synonyms: HSP90AA1; HSP90A; HSPC1; HSPCA; Heat shock protein HSP 90-alpha; Heat shock 86 kDa; HSP 86; HSP86; Renal carcinoma antigen NY-REN-38

UNIPROT ID: P07900

Background: HSP90A a molecular chaperone of the heat shock protein 90 family. Has ATPase activity. Known to interact with a wide variety of proteins including steroid hormone receptors, neuropeptide Y, FKBP51/54, and FKBP52. G protein-coupled receptor kinases are stabilized by interacting with HSP 90. Hsp70 and Hsp90 promote tau solubility and tau binding to microtubules, reducing insoluble tau.

Immunogen: Purified recombinant protein expressed in E.coli.

Applications: WB,IHC-P

Recommended Dilutions: WB: 1/500-1/1000 IHC: 1/50-1/100

Host Species: Mouse

Clonality: Mouse Monoclonal

Clone ID: 5D6-2G8-6D5

MW: Calculated MW: 85 kDa; Observed MW: 95 kDa

Isotype: IgG1

Purification: Affinity Purified

Species Reactivity: Human,Rat,Mouse


Conjugation: Unconjugated

Modification: Unmodified

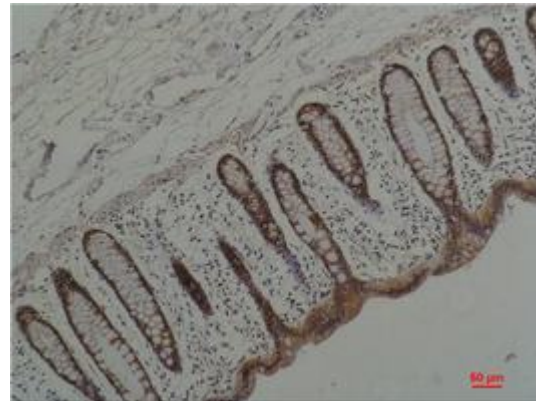
Constituents: PBS (without Mg²⁺ and Ca²⁺), pH 7.3 containing 50% glycerol, 0.5% BSA and 0.02% sodium azide

Research Areas: Signal Transduction


Storage & Shipping: Store at -20°C. Avoid repeated freezing and thawing



Western blot analysis of Hsp90 alpha (5D6) in HeLa, A549, HL6, U2OS, C6 lysates using Hsp90 alpha (5D6) antibody



Immunohistochemistry analysis of paraffin-embedded Human Colon Carcinoma using Hsp90 alpha (5D6) antibody. High-pressure and temperature Sodium Citrate pH 6.0 was used for antigen retrieval.



Western blot analysis of Hsp90 alpha (5D6) in K562, Ramos, Jurkat, rat Brain lysates using Hsp90 alpha (5D6) antibody