

HSP70 RABBIT MAB

Cat.#: N262372

Product Name: Anti-Hsp70 Rabbit Monoclonal Antibody

Synonyms: HSP72; HSPA1; HSP70I; HSPA1B; HSP70-1; HSP70-1A.

UNIPROT ID: P0DMV8

Background: In conjunction with other heat shock proteins, this protein stabilizes existing proteins against aggregation and mediates the folding of newly translated proteins in the cytosol and in organelles. It is also involved in the ubiquitin-proteasome pathway through interaction with the AU-rich element RNA-binding protein 1. The gene is located in the major histocompatibility complex class III region, in a cluster with two closely related genes which encode similar proteins.

Immunogen: A synthetic peptide of human Hsp70

Applications: WB,IHC-F,IHC-P,ICC/IF

Recommended Dilutions: WB: 1/500-1/1000 IHC: 1/50-1/100 IF: 1/50-1/200

Host Species: Rabbit

Clonality: Rabbit Monoclonal

Clone ID: R04-7A2

MW: Calculated MW: 70 kDa; Observed MW: 70 kDa

Isotype: IgG

Purification: Affinity Purified

Species Reactivity: Human,Mouse,Rat

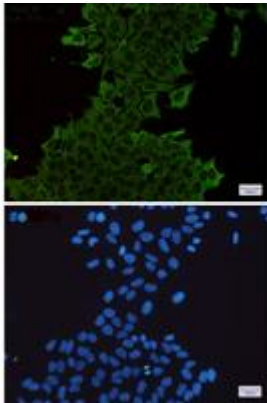
Conjugation: Unconjugated

Modification: Unmodified


Constituents: PBS (without Mg²⁺ and Ca²⁺), pH 7.3 containing 50% glycerol, 0.5% BSA and 0.02% sodium azide

Research Areas: Neuroscience, Prion disease

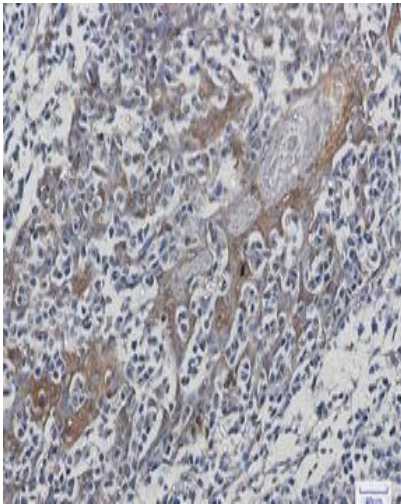
Storage & Shipping: Store at -20°C. Avoid repeated freezing and thawing



Immunocytochemistry analysis of Hsp70 (green) in Hela using Hsp70 antibody, and DAPI (blue)



Western blot analysis of Hsp70 in K562, rat Brain, C6, 3T3 lysates using Hsp70 antibody.



Immunohistochemistry analysis of paraffin-embedded Human tonsil using Hsp70 antibody. High-pressure and temperature Sodium Citrate pH 6.0 was used for antigen retrieval.