

HSD11B1 RABBIT PAB

Cat.#: S211267

Product Name: Anti-HSD11B1 Rabbit Polyclonal Antibody

Synonyms: HDL; 11-DH; HSD11; HSD11B; HSD11L; CORTRD2; SDR26C1; 11-beta-HSD1

UNIPROT ID: P28845 (Gene Accession - BC012593)

Background: The protein encoded by this gene is a microsomal enzyme that catalyzes the conversion of the stress hormone cortisol to the inactive metabolite cortisone. In addition, the encoded protein can catalyze the reverse reaction, the conversion of cortisone to cortisol. Too much cortisol can lead to central obesity, and a particular variation in this gene has been associated with obesity and insulin resistance in children. Mutations in this gene and H6PD (hexose-6-phosphate dehydrogenase (glucose 1-dehydrogenase)) are the cause of cortisone reductase deficiency. Alternate splicing results in multiple transcript variants encoding the same protein.

Immunogen: Fusion protein of human HSD11B1

Applications: ELISA, IHC

Recommended Dilutions: IHC: 50-200; ELISA: 5000-10000

Host Species: Rabbit

Clonality: Rabbit Polyclonal

Isotype: Immunogen-specific rabbit IgG

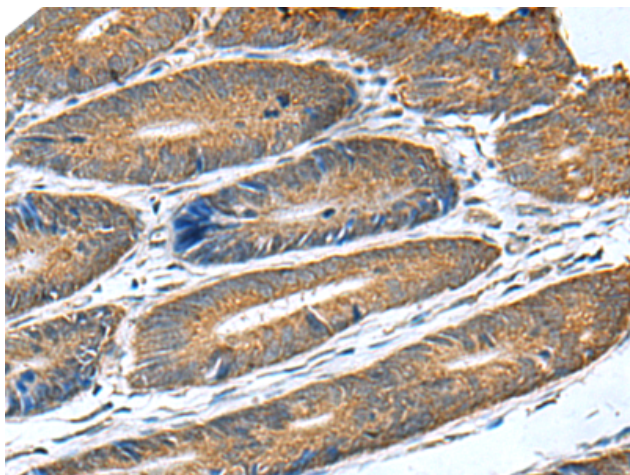
Purification: Antigen affinity purification

Species Reactivity: Human

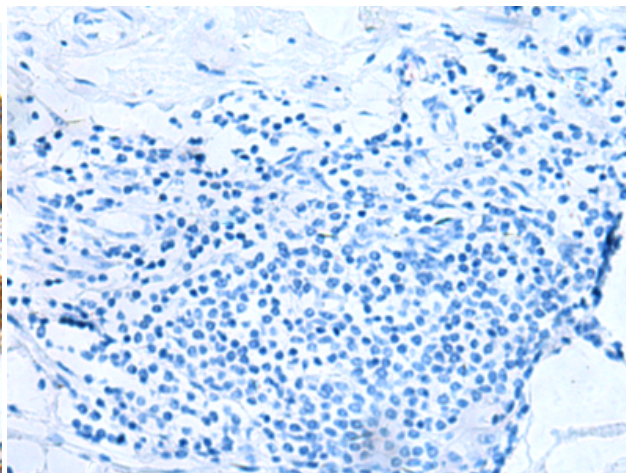
Constituents: PBS (without Mg²⁺ and Ca²⁺), pH 7.4, 150 mM NaCl, 0.05% Sodium Azide and 40% glycerol

Research Areas: Metabolism, Cancer

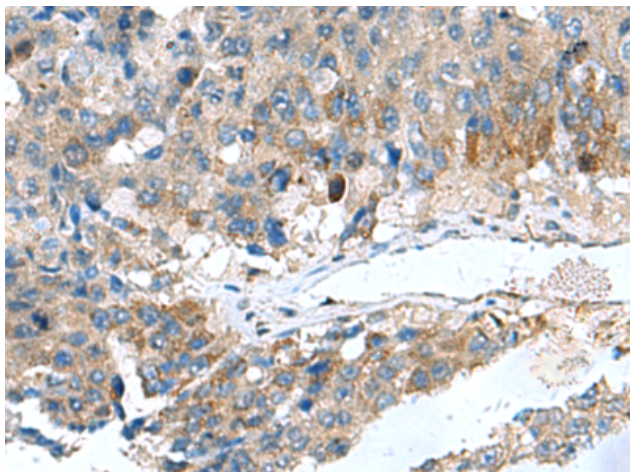
Storage & Shipping: Store at -20°C. Avoid repeated freezing and thawing



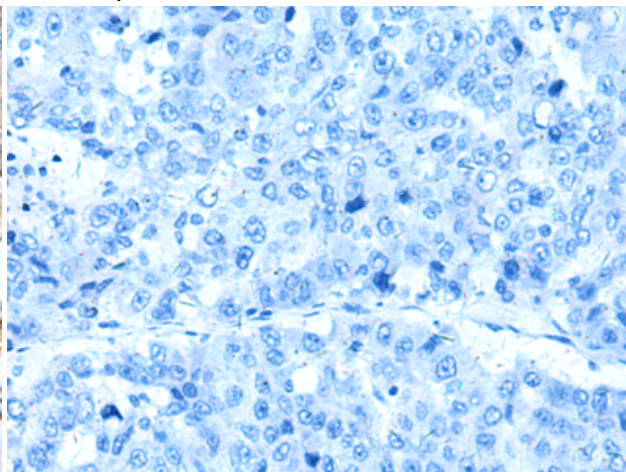
Immunohistochemistry analysis of paraffin embedded Human colorectal cancer tissue using 211267 (HSD11B1 Antibody) at a dilution of 1/70 (Cytoplasm).



In comparison with the IHC on the left, the same paraffin-embedded Human colorectal cancer tissue is first treated with the fusion protein and then with 211267 (Anti-HSD11B1 Antibody) at dilution 1/70.



The image on the left is immunohistochemistry of paraffin-embedded Human liver cancer tissue using 211267 (Anti-HSD11B1 Antibody) at a dilution of 1/70.



In comparison with the IHC on the left, the same paraffin-embedded Human liver cancer tissue is first treated with fusion protein and then with D122499 (Anti-HSD11B1 Antibody) at dilution 1/70.