

HOXD12 RABBIT PAB

Cat.#: S221371

Product Name: Anti-HOXD12 Rabbit Polyclonal Antibody

Synonyms: HOX4H

UNIPROT ID: P35452 (Gene Accession - NP_067016)

Background: This gene belongs to the homeobox family of genes. The homeobox genes encode a highly conserved family of transcription factors that play an important role in morphogenesis in all multicellular organisms. Mammals possess four similar homeobox gene clusters, HOXA, HOXB, HOXC and HOXD, located on different chromosomes, consisting of 9 to 11 genes arranged in tandem. This gene is one of several homeobox HOXD genes located in a cluster on chromosome 2. Deletions that remove the entire HOXD gene cluster or the 5' end of this cluster have been associated with severe limb and genital abnormalities. The exact role of this gene has not been determined.

Immunogen: Synthetic peptide of human HOXD12

Applications: ELISA, IHC

Recommended Dilutions: IHC: 25-100; ELISA: 5000-10000

Host Species: Rabbit

Clonality: Rabbit Polyclonal

Isotype: Immunogen-specific rabbit IgG

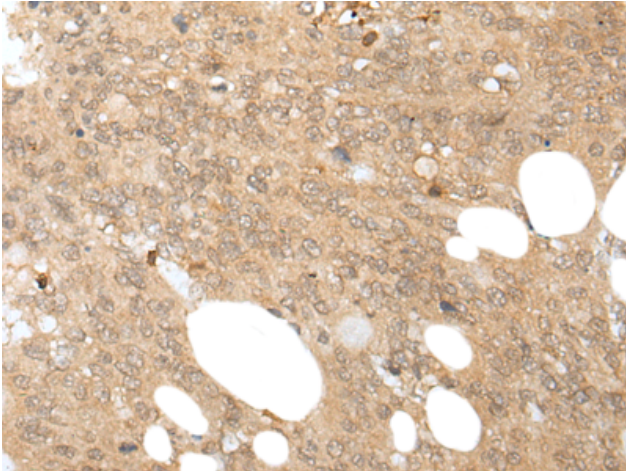
Purification: Antigen affinity purification

Species Reactivity: Human

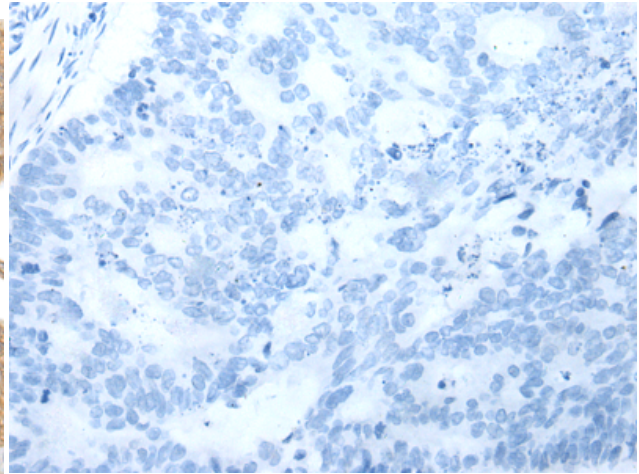
Constituents: PBS (without Mg²⁺ and Ca²⁺), pH 7.4, 150 mM NaCl, 0.05% Sodium Azide and 40% glycerol

Research Areas: Epigenetics and Nuclear Signaling

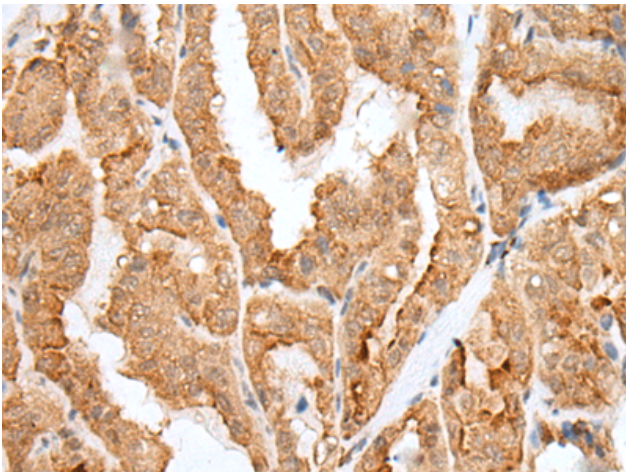
Storage & Shipping: Store at -20°C. Avoid repeated freezing and thawing



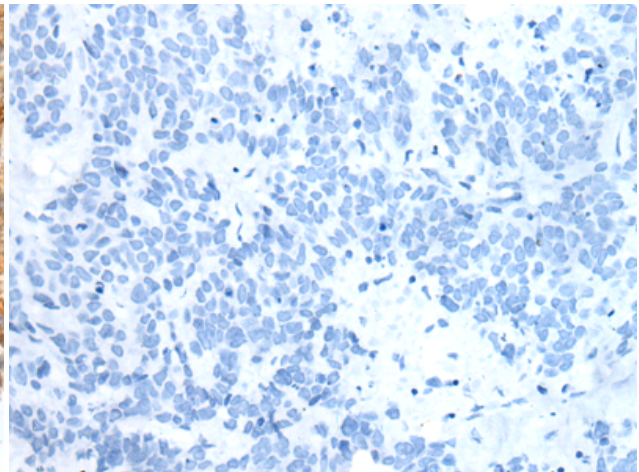
Immunohistochemistry analysis of paraffin embedded Human colorectal cancer tissue using 221371 (HOXD12 Antibody) at a dilution of 1/30 (Cytoplasm and Nucleus).



In comparison with the IHC on the left, the same paraffin-embedded Human colorectal cancer tissue is first treated with the synthetic peptide and then with 221371 (Anti-HOXD12 Antibody) at dilution 1/30.



The image on the left is immunohistochemistry of paraffin-embedded Human thyroid cancer tissue using 221371 (Anti-HOXD12 Antibody) at a dilution of 1/30.



In comparison with the IHC on the left, the same paraffin-embedded Human thyroid cancer tissue is first treated with synthetic peptide and then with D262930 (Anti-HOXD12 Antibody) at dilution 1/30.