

HOXA5 RABBIT PAB

Cat.#: S221362

Product Name: Anti-HOXA5 Rabbit Polyclonal Antibody

Synonyms: HOX1; HOX1C; HOX1.3

UNIPROT ID: P20719 (Gene Accession - NP_061975)

Background: In vertebrates, the genes encoding the class of transcription factors called homeobox genes are found in clusters named A, B, C, and D on four separate chromosomes. Expression of these proteins is spatially and temporally regulated during embryonic development. This gene is part of the A cluster on chromosome 7 and encodes a DNA-binding transcription factor which may regulate gene expression, morphogenesis, and differentiation. Methylation of this gene may result in the loss of its expression and, since the encoded protein upregulates the tumor suppressor p53, this protein may play an important role in tumorigenesis.

Immunogen: Synthetic peptide of human HOXA5

Applications: ELISA, IHC

Recommended Dilutions: IHC: Oct-50; ELISA: 5000-10000

Host Species: Rabbit

Clonality: Rabbit Polyclonal

Isotype: Immunogen-specific rabbit IgG

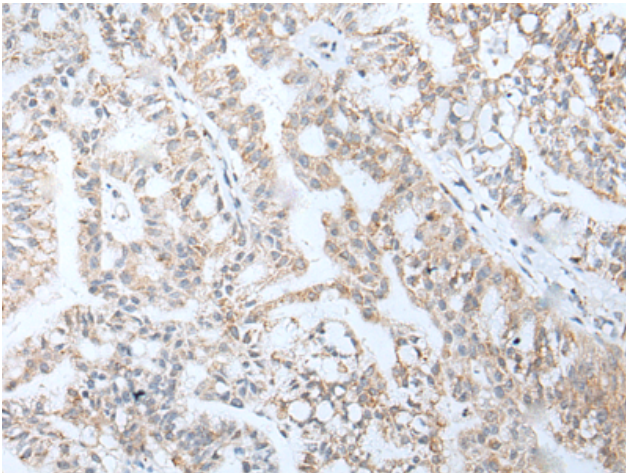
Purification: Antigen affinity purification

Species Reactivity: Human, Mouse, Rat

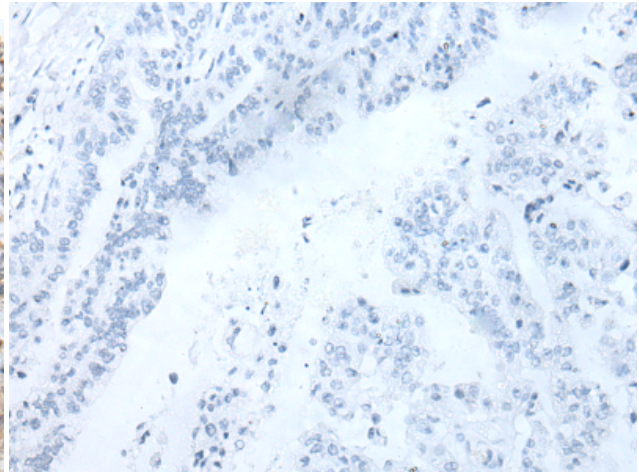
Constituents: PBS (without Mg²⁺ and Ca²⁺), pH 7.4, 150 mM NaCl, 0.05% Sodium Azide and 40% glycerol

Research Areas: Epigenetics and Nuclear Signaling, Cancer

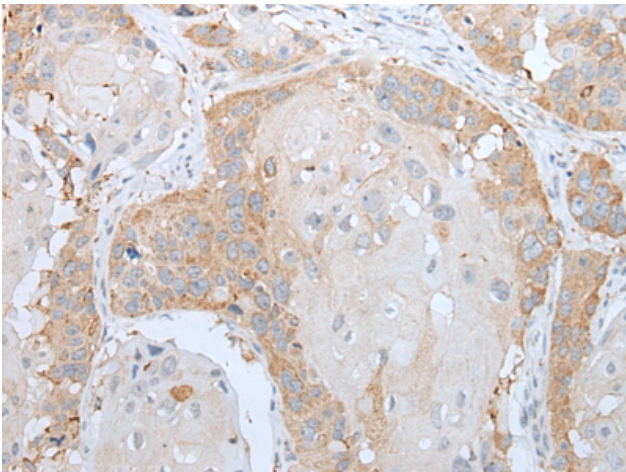
Storage & Shipping: Store at -20°C. Avoid repeated freezing and thawing



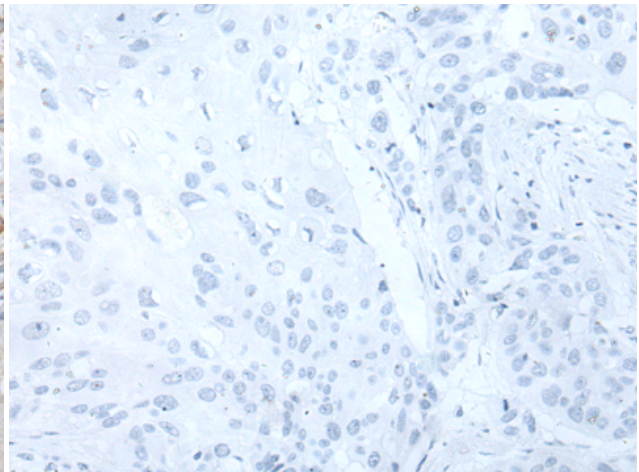
Immunohistochemistry analysis of paraffin embedded Human liver cancer tissue using 221362(HOXA5 Antibody) at a dilution of 1/25(Cytoplasm).



In comparison with the IHC on the left, the same paraffin-embedded Human liver cancer tissue is first treated with the synthetic peptide and then with 221362(Anti-HOXA5 Antibody) at dilution 1/25.



The image on the left is immunohistochemistry of paraffin-embedded Human esophagus cancer tissue using 221362(Anti-HOXA5 Antibody) at a dilution of 1/25.



In comparison with the IHC on the left, the same paraffin-embedded Human esophagus cancer tissue is first treated with synthetic peptide and then with D262919(Anti-HOXA5 Antibody) at dilution 1/25.