

## HMGN5 RABBIT PAB

**Cat.#:** S211398

**Product Name:** Anti-HMGN5 Rabbit Polyclonal Antibody

**Synonyms:** NSBPI; NBP-45

**UNIPROT ID:** P82970 (Gene Accession - BC005342)

**Background:** This gene encodes a nuclear protein with similarities to the high mobility group proteins, HMG14 and HMG17, which suggests that this protein may function as a nucleosomal binding and transcriptional activating protein.

**Immunogen:** Fusion protein of human HMGN5

**Applications:** ELISA, WB, IHC

**Recommended Dilutions:** IHC: 50-200;WB: 200-1000;ELISA: 1000-2000

**Host Species:** Rabbit

**Clonality:** Rabbit Polyclonal

**Isotype:** Immunogen-specific rabbit IgG

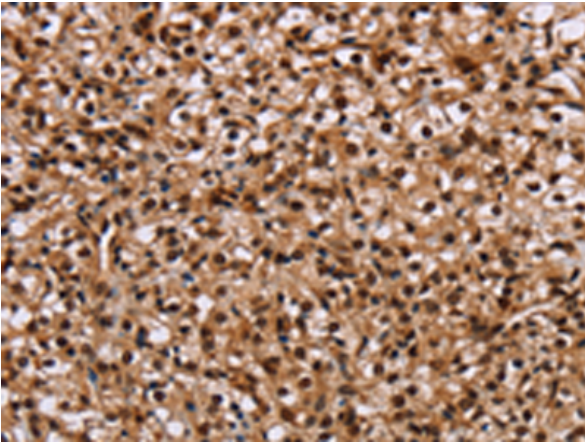
**Purification:** Antigen affinity purification

**Species Reactivity:** Human

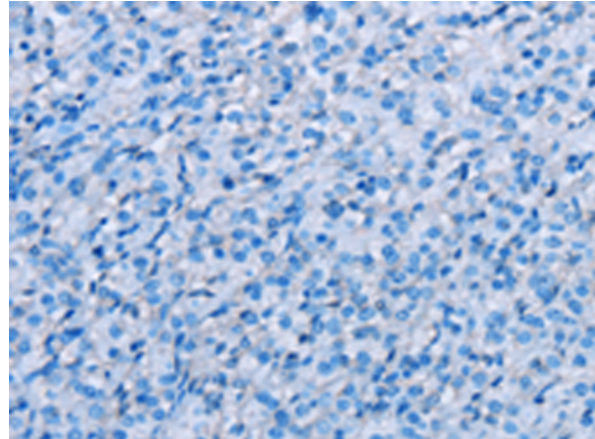
**Constituents:** PBS (without Mg<sup>2+</sup> and Ca<sup>2+</sup>), pH 7.4, 150 mM NaCl, 0.05% Sodium Azide and 40% glycerol

**Research Areas:** Epigenetics and Nuclear Signaling

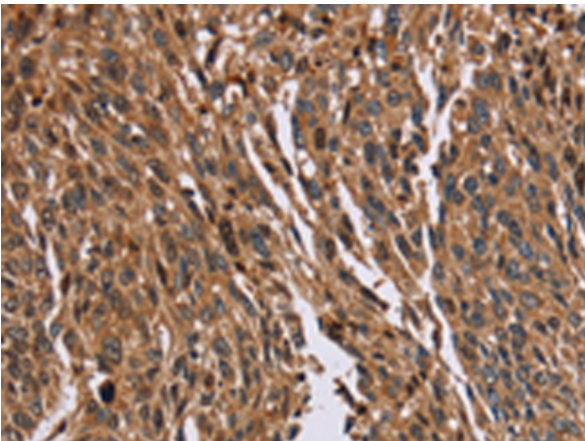
**Storage & Shipping:** Store at -20°C. Avoid repeated freezing and thawing



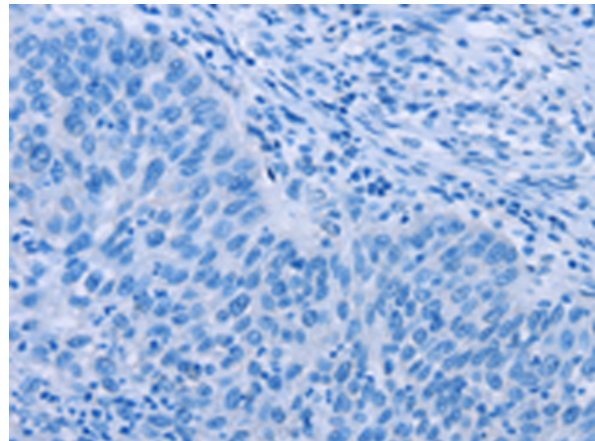
Immunohistochemistry analysis of paraffin embedded Human prostate cancer tissue using 211398(HMGN5 Antibody) at a dilution of 1/20(Nucleus).




In comparison with the IHC on the left, the same paraffin-embedded Human prostate cancer tissue is first treated with the fusion protein and then with 211398(Anti-HMGN5 Antibody) at dilution 1/20.



The image on the left is immunohistochemistry of paraffin-embedded Human lung cancer tissue using 211398(Anti-HMGN5 Antibody) at a dilution of 1/20.



In comparison with the IHC on the left, the same paraffin-embedded Human lung cancer tissue is first treated with fusion protein and then with D122786(Anti-HMGN5 Antibody) at dilution 1/20.



Gel: 8%SDS-PAGE, Lysate: 40 µg;  
Lane: 231 cells;  
Primary antibody: 211398(HMGN5 Antibody) at dilution 1/100;  
Secondary antibody: Goat anti rabbit IgG at 1/8000 dilution;  
Exposure time: 5 minutes



# Product Description

Pioneering GTPase and Oncogene Product Development since 2010

---