

HMGB2 RABBIT MAB

Cat.#: N263370

Product Name: Anti-HMGB2 Rabbit Monoclonal Antibody

Synonyms: HMG 2; HMG B2; HMG-2; HMG2; HMGB2

UNIPROT ID: P26583

Background: DNA binding proteins that associates with chromatin and has the ability to bend DNA. Binds preferentially single-stranded DNA. Involved in V(D)J recombination by acting as a cofactor of the RAG complex. Acts by stimulating cleavage and RAG protein binding at the 23 bp spacer of conserved recombination signal sequences (RSS).

Immunogen: A synthetic peptide of human HMGB2

Applications: WB,IHC-F,IHC-P,ICC/IF,IP

Recommended Dilutions: WB: 1/500-1/1000 IHC: 1/50-1/100 IF: 1/50-1/200 IP: 1/20

Host Species: Rabbit

Clonality: Rabbit Monoclonal

Clone ID: R02-515

MW: Calculated MW: 24 kDa; Observed MW: 24 kDa

Isotype: IgG

Purification: Affinity Purified

Species Reactivity: Human,Mouse,Rat,Hamster


Conjugation: Unconjugated

Modification: Unmodified

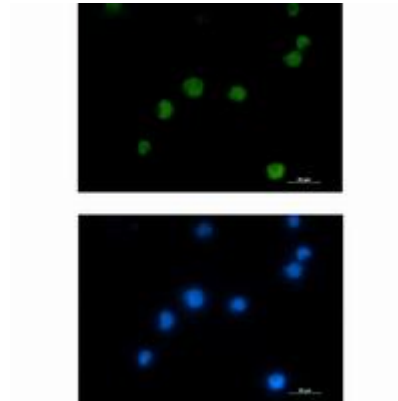
Constituents: PBS (without Mg²⁺ and Ca²⁺), pH 7.3 containing 50% glycerol, 0.5% BSA and 0.02% sodium azide

Research Areas: Epigenetics and Nuclear Signaling

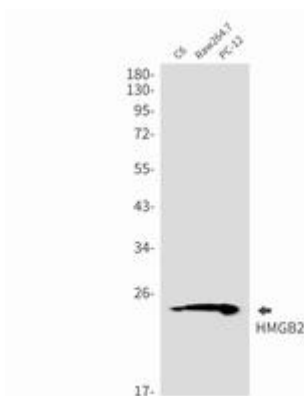
Storage & Shipping: Store at -20°C. Avoid repeated freezing and thawing



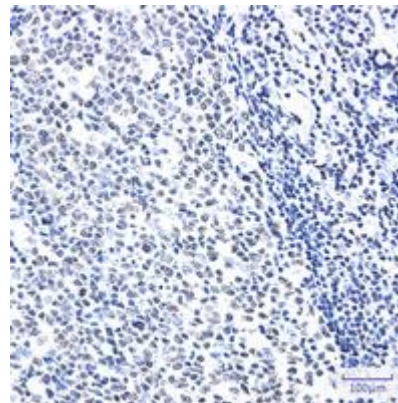
Western blot analysis of HMGB2 in CHO-K1, Ramos lysates using HMGB2 antibody



Immunocytochemistry analysis of HMGB2 (green) in Jurkat using HMGB2 antibody, and DAPI (blue).



Western blot analysis of HMGB2 in C6, Raw264.7, PC-12 lysates using HMGB2 antibody.



Immunohistochemistry analysis of paraffin-embedded Human tonsil using HMGB2 antibody. High-pressure and temperature Sodium Citrate pH 6.0 was used for antigen retrieval.