

HEBP1 RABBIT PAB

Cat.#: S222162

Product Name: Anti-HEBP1 Rabbit Polyclonal Antibody

Synonyms: HBP; HEBP

UNIPROT ID: Q9NRV9 (Gene Accession - NP_057071)

Background: The full-length protein encoded by this gene is an intracellular tetrapyrrole-binding protein. This protein includes a natural chemoattractant peptide of 21 amino acids at the N-terminus, which is a natural ligand for formyl peptide receptor-like receptor 2 (FPRL2) and promotes calcium mobilization and chemotaxis in monocytes and dendritic cells.

Immunogen: Synthetic peptide of human HEBP1

Applications: ELISA, WB, IHC

Recommended Dilutions: IHC: 40-200;WB: 500-2000;ELISA: 5000-10000

Host Species: Rabbit

Clonality: Rabbit Polyclonal

Isotype: Immunogen-specific rabbit IgG


Purification: Antigen affinity purification

Species Reactivity: Human

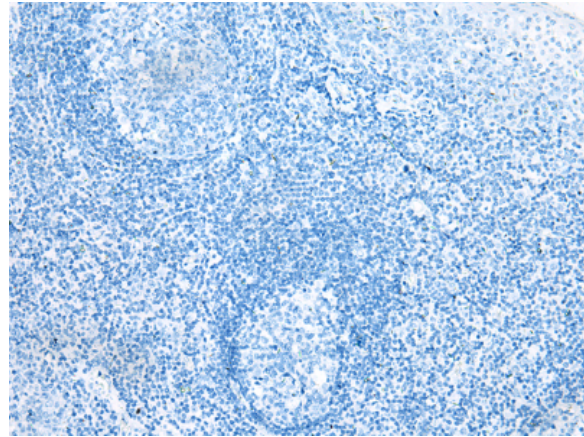
Constituents: PBS (without Mg²⁺ and Ca²⁺), pH 7.4, 150 mM NaCl, 0.05% Sodium Azide and 40% glycerol

Research Areas: Metabolism, Cardiovascular

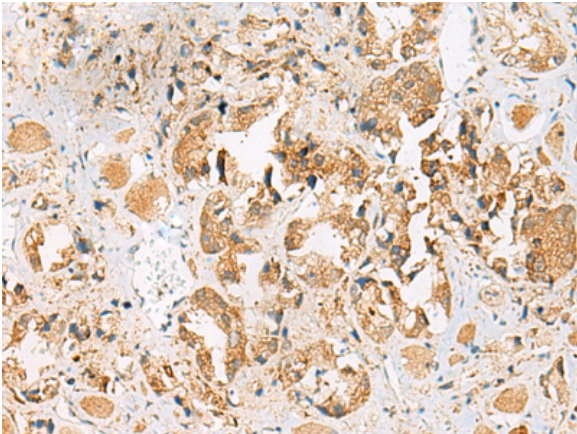
Storage & Shipping: Store at -20°C. Avoid repeated freezing and thawing



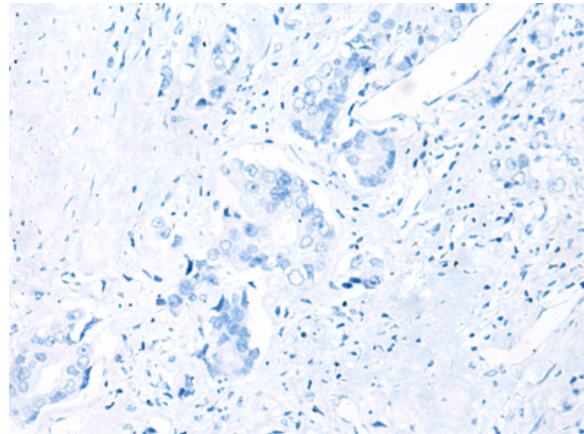
Immunohistochemistry analysis of paraffin embedded Human tonsil tissue using 222162(HEBP1 Antibody) at a dilution of 1/40(Cytoplasm).



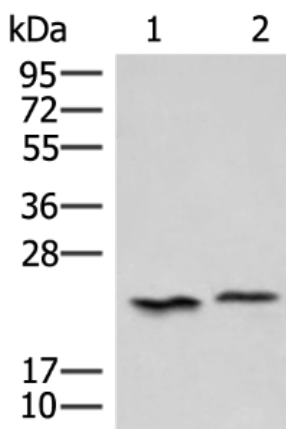
In comparison with the IHC on the left, the same paraffin-embedded Human tonsil tissue is first treated with the synthetic peptide and then with 222162(Anti-HEBP1 Antibody) at dilution 1/40.



The image on the left is immunohistochemistry of paraffin-embedded Human prostate cancer tissue using 222162(Anti-HEBP1 Antibody) at a dilution of 1/40.



In comparison with the IHC on the left, the same paraffin-embedded Human prostate cancer tissue is first treated with synthetic peptide and then with D264155(Anti-HEBP1 Antibody) at dilution 1/40.



Gel: 12%SDS-PAGE, Lysate: 40 µg;
 Lane 1-2: Human kidney tissue and 293T cell lysates;
 Primary antibody: 222162(HEBP1 Antibody) at dilution 1/450;
 Secondary antibody: Goat anti rabbit IgG at 1/8000 dilution;
 Exposure time: 30 seconds



Product Description

Pioneering GTPase and Oncogene Product Development since 2010
