

## HDAC7 RABBIT PAB

**Cat.#:** S222318

**Product Name:** Anti-HDAC7 Rabbit Polyclonal Antibody

**Synonyms:** HD7; HD7A; HDAC7A

**UNIPROT ID:** Q8WUI4 (Gene Accession - XP\_011536783 )

**Background:** Histones play a critical role in transcriptional regulation, cell cycle progression, and developmental events. Histone acetylation/deacetylation alters chromosome structure and affects transcription factor access to DNA. The protein encoded by this gene has sequence homology to members of the histone deacetylase family. This gene is orthologous to mouse HDAC7 gene whose protein promotes repression mediated via the transcriptional corepressor SMRT. Alternatively spliced transcript variants encoding different isoforms have been found for this gene.

**Immunogen:** Synthetic peptide of human HDAC7

**Applications:** ELISA, IHC

**Recommended Dilutions:** IHC: 50-100; ELISA: 5000-10000

**Host Species:** Rabbit

**Clonality:** Rabbit Polyclonal

**Isotype:** Immunogen-specific rabbit IgG

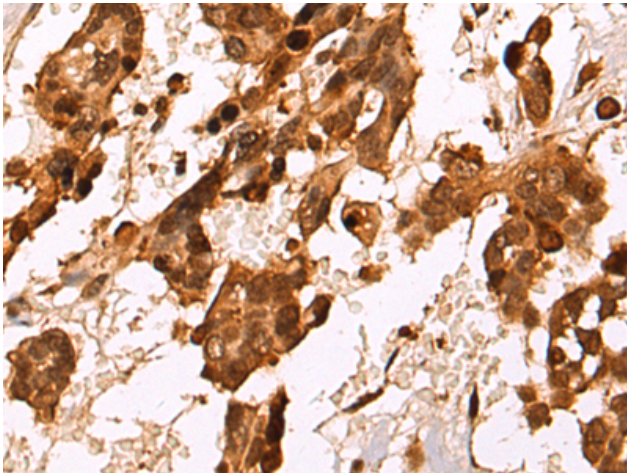
**Purification:** Antigen affinity purification

**Species Reactivity:** Human, Mouse, Rat

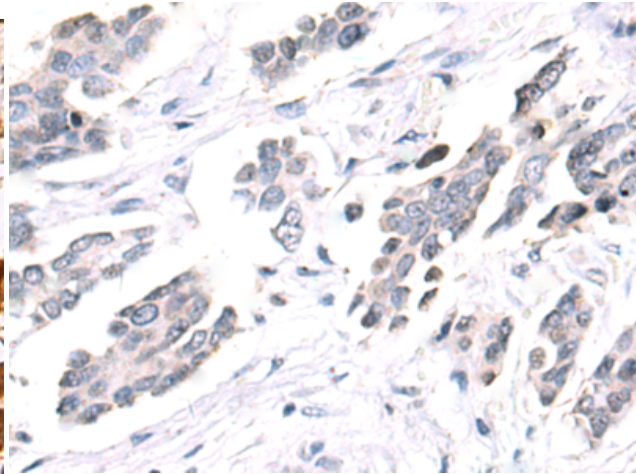
**Constituents:** PBS (without Mg<sup>2+</sup> and Ca<sup>2+</sup>), pH 7.4, 150 mM NaCl, 0.05% Sodium Azide and 40% glycerol

**Research Areas:** Epigenetics and Nuclear Signaling, Cardiovascular, Signal Transduction

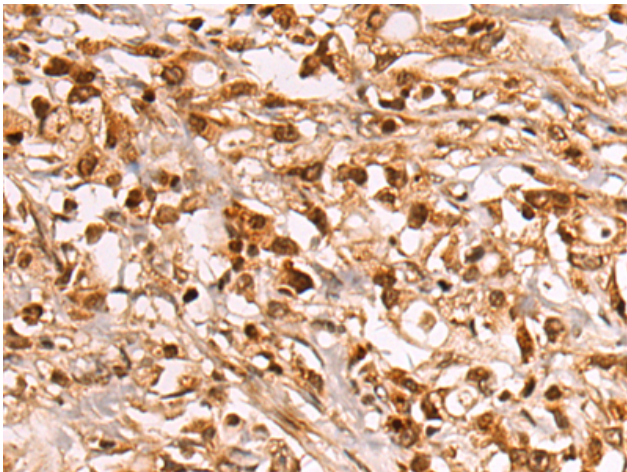
**Storage & Shipping:** Store at -20°C. Avoid repeated freezing and thawing



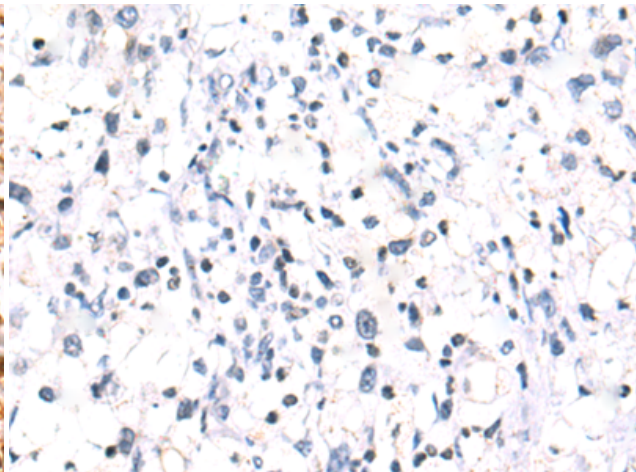
Immunohistochemistry analysis of paraffin embedded Human colorectal cancer tissue using 222318(HDAC7 Antibody) at a dilution of 1/35(Cytoplasm and Nucleus).



In comparison with the IHC on the left, the same paraffin-embedded Human colorectal cancer tissue is first treated with the synthetic peptide and then with 222318(Anti-HDAC7 Antibody) at dilution 1/35.



The image on the left is immunohistochemistry of paraffin-embedded Human gastric cancer tissue using 222318(Anti-HDAC7 Antibody) at a dilution of 1/35.



In comparison with the IHC on the left, the same paraffin-embedded Human gastric cancer tissue is first treated with synthetic peptide and then with D264382(Anti-HDAC7 Antibody) at dilution 1/35.