

HDAC2 RABBIT PAB

Cat.#: S219850

Product Name: Anti-HDAC2 Rabbit Polyclonal Antibody

Synonyms: HD2, RPD3, YAF1

UNIPROT ID: Q92769 (Gene Accession - NP_001518)

Background: This gene product belongs to the histone deacetylase family. Histone deacetylases act via the formation of large multiprotein complexes, and are responsible for the deacetylation of lysine residues at the N-terminal regions of core histones (H2A, H2B, H3 and H4). This protein forms transcriptional repressor complexes by associating with many different proteins, including YY1, a mammalian zinc-finger transcription factor. Thus, it plays an important role in transcriptional regulation, cell cycle progression and developmental events. Alternative splicing results in multiple transcript variants.

Immunogen: Synthetic peptide of human HDAC2

Applications: ELISA, IHC

Recommended Dilutions: IHC: 25-100; ELISA: 1000-5000

Host Species: Rabbit

Clonality: Rabbit Polyclonal

Isotype: Immunogen-specific rabbit IgG

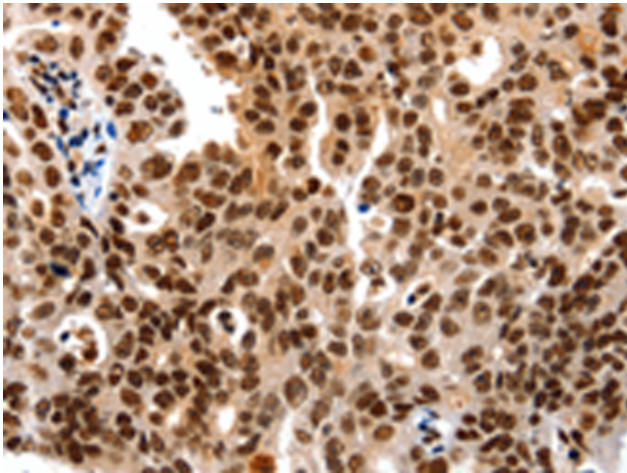
Purification: Antigen affinity purification

Species Reactivity: Human, Mouse

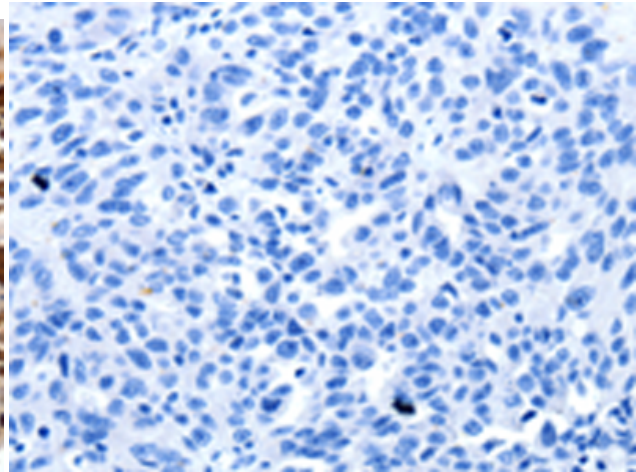
Constituents: PBS (without Mg²⁺ and Ca²⁺), pH 7.4, 150 mM NaCl, 0.05% Sodium Azide and 40% glycerol

Research Areas: Epigenetics and Nuclear Signaling, Cardiovascular, Signal Transduction

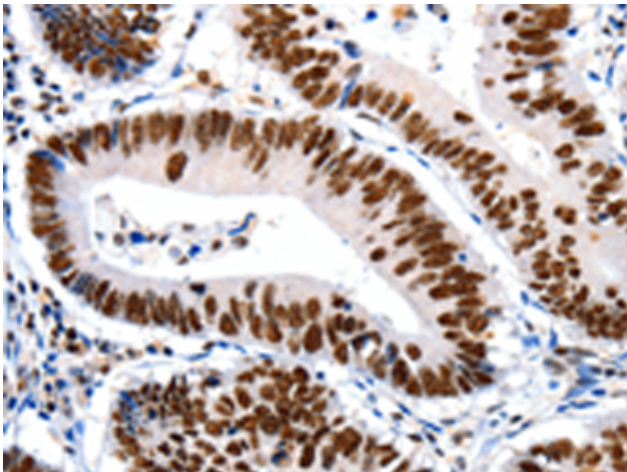
Storage & Shipping: Store at -20°C. Avoid repeated freezing and thawing



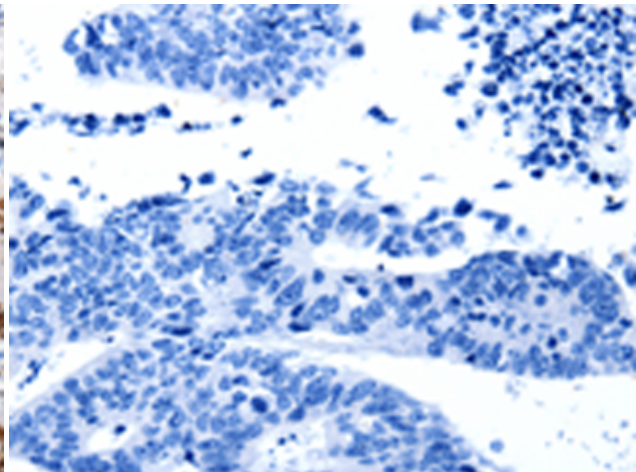
Immunohistochemistry analysis of paraffin embedded Human ovarian cancer tissue using 219850(HDAC2 Antibody) at a dilution of 1/25(Nucleus).



In comparison with the IHC on the left, the same paraffin-embedded Human ovarian cancer tissue is first treated with the synthetic peptide and then with 219850(Anti-HDAC2 Antibody) at dilution 1/25.



The image on the left is immunohistochemistry of paraffin-embedded Human colon cancer tissue using 219850(Anti-HDAC2 Antibody) at a dilution of 1/25.



In comparison with the IHC on the left, the same paraffin-embedded Human colon cancer tissue is first treated with synthetic peptide and then with D260480(Anti-HDAC2 Antibody) at dilution 1/25.