

GSTK1 RABBIT PAB

Cat.#: S219024

Product Name: Anti-GSTK1 Rabbit Polyclonal Antibody

Synonyms: GST; GST13; hGSTK1; GSTK1-1; GST13-13; GST 13-13

UNIPROT ID: Q9Y2Q3 (Gene Accession - BC001231)

Background: This gene encodes a member of the kappa class of the glutathione transferase superfamily of enzymes that function in cellular detoxification. The encoded protein is localized to the peroxisome and catalyzes the conjugation of glutathione to a wide range of hydrophobic substrates facilitating the removal of these compounds from cells. Alternative splicing results in multiple transcript variants.

Immunogen: Fusion protein of human GSTK1

Applications: ELISA, WB, IHC

Recommended Dilutions: IHC: 50-300;WB: 500-2000;ELISA: 5000-10000

Host Species: Rabbit

Clonality: Rabbit Polyclonal

Isotype: Immunogen-specific rabbit IgG

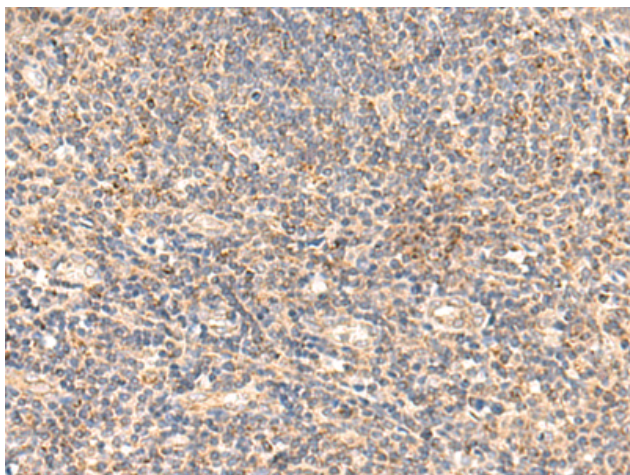
Purification: Antigen affinity purification

Species Reactivity: Human

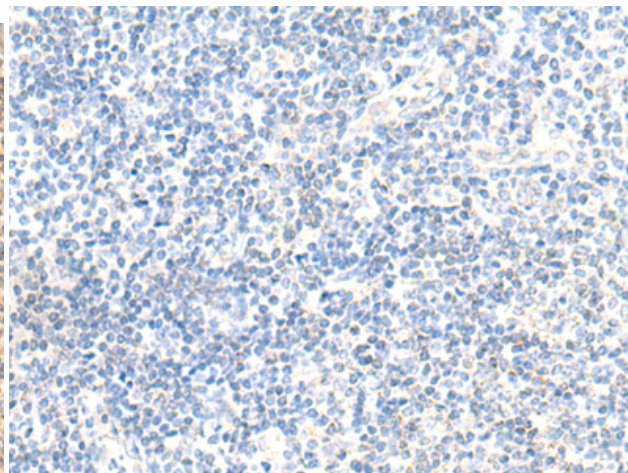
Constituents: PBS (without Mg²⁺ and Ca²⁺), pH 7.4, 150 mM NaCl, 0.05% Sodium Azide and 40% glycerol

Research Areas: Metabolism, Cell Biology

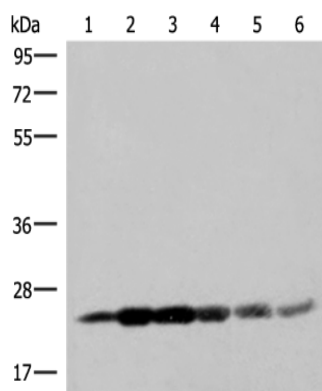
Storage & Shipping: Store at -20°C. Avoid repeated freezing and thawing



Immunohistochemistry analysis of paraffin embedded Human tonsil tissue using 219024(GSTK1 Antibody) at a dilution of 1/50(Cytoplasm).



In comparison with the IHC on the left, the same paraffin-embedded Human tonsil tissue is first treated with the fusion protein and then with 219024(Anti-GSTK1 Antibody) at dilution 1/50.



Gel: 8%SDS-PAGE, Lysate: 40 μ g;
Lane 1-6: Raji, A549, HT29, K562, HepG2 and 293T cell lysates;
Primary antibody: 219024(GSTK1 Antibody) at dilution 1/250;
Secondary antibody: Goat anti rabbit IgG at 1/8000 dilution;
Exposure time: 5 seconds