

GSK3 BETA (9F9) MOUSE MAB

Cat.#: N261316

Product Name: Anti-GSK3 beta (9F9) Mouse Monoclonal Antibody

Synonyms: GSK3B; Glycogen synthase kinase-3 beta; GSK-3 beta; Serine/threonine-protein kinase GSK3B

UNIPROT ID: P49841

Background: Glycogen synthase kinase-3 (GSK3) is a proline-directed serine-threonine kinase that was initially identified as a phosphorylating and inactivating glycogen synthase. GSK3B is involved in energy metabolism, neuronal cell development, and body pattern formation. In skeletal muscle, it contributes to insulin regulation of glycogen synthesis by phosphorylating and inhibiting GYS1 activity and hence glycogen synthesis.

Immunogen: Synthetic peptide conjugated to KLH.

Applications: WB, IHC-P

Recommended Dilutions: WB: 1/500-1/1000 IHC: 1/50-1/100

Host Species: Mouse

Clonality: Mouse Monoclonal

Clone ID: 9F9-5G6-7G2

MW: Calculated MW: 47 kDa; Observed MW: 47 kDa

Isotype: IgG1

Purification: Affinity Purified

Species Reactivity: Human, Rat, Mouse

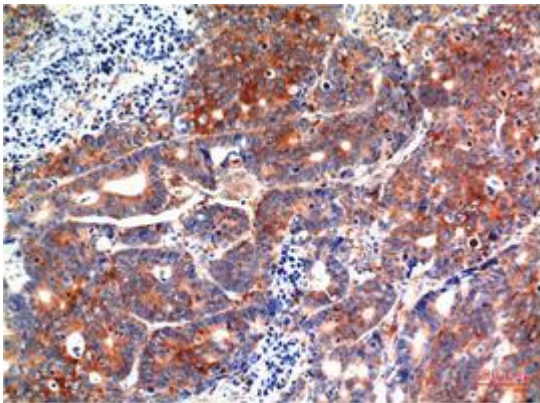
Conjugation: Unconjugated

Modification: Unmodified

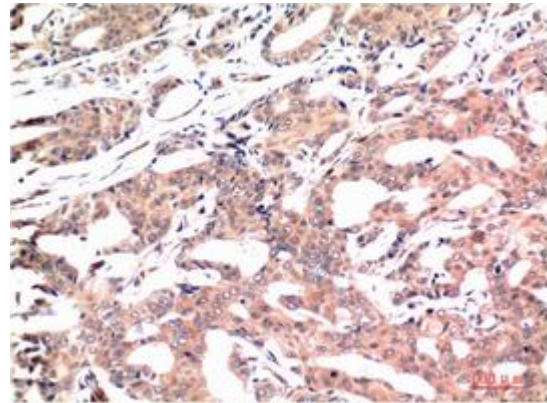
Constituents: PBS (without Mg²⁺ and Ca²⁺), pH 7.3 containing 50% glycerol, 0.5% BSA and 0.02% sodium azide

Research Areas: Neuroscience

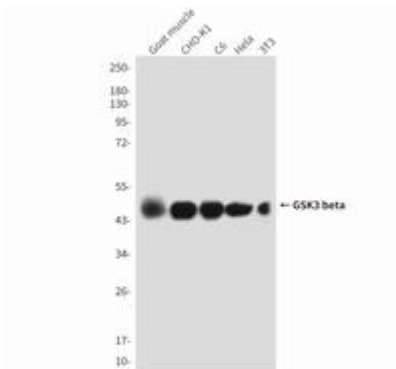
Storage & Shipping: Store at -20°C. Avoid repeated freezing and thawing




Immunohistochemical analysis of paraffin-embedded Human tonsils using GSK3 beta (9F9) antibody. High-pressure and temperature Sodium Citrate pH 6.0 was used for antigen retrieval.



Immunohistochemistry analysis of paraffin-embedded Human Breast Carcinoma Tissue using GSK3 beta (9F9) antibody. High-pressure and temperature Sodium Citrate pH 6.0 was used for antigen retrieval.



Western blot analysis of GSK3 beta (9F9) in Goat muscle, CHO-K1, C6, HeLa, 3T3 lysates using GSK3 beta (9F9) antibody



Western blot analysis of GSK3 beta (9F9) in HeLa, A549, HL-60, U2OS lysates using GSK3 beta (9F9) antibody.