

GRP78 BIP (9C7) MOUSE MAB

Cat.#: N261376

Product Name: Anti-GRP78 BiP (9C7) Mouse Monoclonal Antibody

Synonyms: HSPA5; GRP78; 78 kDa glucose-regulated protein; GRP-78; Endoplasmic reticulum luminal Ca(2+)-binding protein grp78; Heat shock 70 kDa protein 5; Immunoglobulin heavy chain-binding protein; BiP

UNIPROT ID: P11021

Background: When Chinese hamster K12 cells are starved of glucose, the synthesis of several proteins, called glucose-regulated proteins (GRPs), is markedly increased. Hendershot et al. (1994) (PubMed 8020977) pointed out that one of these, GRP78 (HSPA5), also referred to as 'immunoglobulin heavy chain-binding protein' (BiP), is a member of the heat-shock protein-70 (HSP70) family and is involved in the folding and assembly of proteins in the endoplasmic reticulum (ER).

Immunogen: Synthetic peptide conjugated to KLH.

Applications: WB,IHC-P

Recommended Dilutions: WB: 1/500-1/1000 IHC: 1/50-1/100

Host Species: Mouse

Clonality: Mouse Monoclonal

Clone ID: 9C7-8D10-7A5

MW: Calculated MW: 72 kDa; Observed MW: 78 kDa

Isotype: IgG1

Purification: Affinity Purified

Species Reactivity: Human,Rat

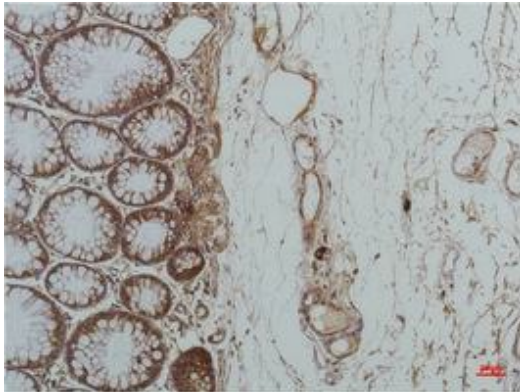
Conjugation: Unconjugated

Modification: Unmodified


Constituents: PBS (without Mg²⁺ and Ca²⁺), pH 7.3 containing 50% glycerol, 0.5% BSA and 0.02% sodium azide

Research Areas: Tags & Cell Markers

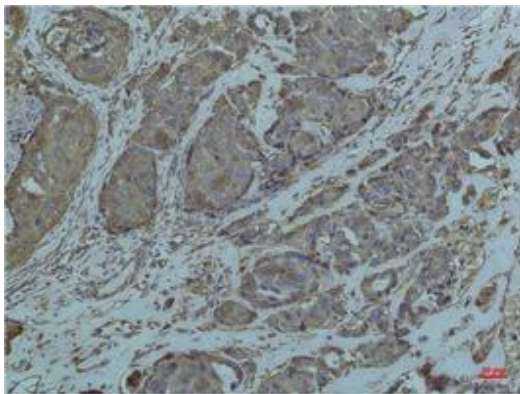
Storage & Shipping: Store at -20°C. Avoid repeated freezing and thawing




Immunohistochemistry analysis of paraffin-embedded Human Colon Carcinoma using GRP78/Bip antibody. High-pressure and temperature Sodium Citrate pH 6.0 was used for antigen retrieval.



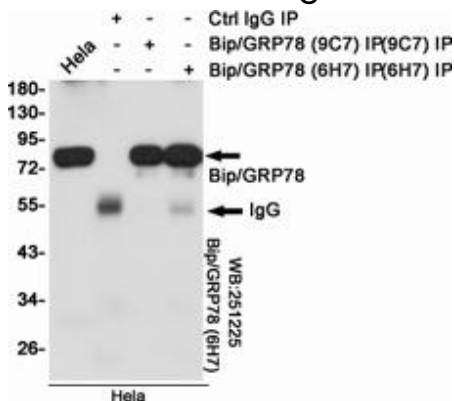
Western blot analysis of GRP78 BiP (9C7) in HeLa, rat Liver lysates using GRP78/Bip antibody.



Immunohistochemistry analysis of paraffin-embedded Human Breast Carcinoma using GRP78/Bip antibody. High-pressure and temperature Sodium Citrate pH 6.0 was used for antigen retrieval.



Western blot analysis of GRP78 BiP in Jurkat, MCF-7, HeLa lysates using GRP78 BiP (9C7) antibody



Immunoprecipitation analysis of GRP78 BiP in HeLa lysates using Bip/GRP78 (9C7) antibody.



Product Description

Pioneering GTPase and Oncogene Product Development since 2010
