

FUBP3 RABBIT PAB

Cat.#: S212551

Product Name: Anti-FUBP3 Rabbit Polyclonal Antibody

Synonyms: FBP3

UNIPROT ID: Q96I24 (Gene Accession - BC007874)

Background: May interact with single-stranded DNA from the far-upstream element (FUSE). May activate gene expression.

Immunogen: Fusion protein of human FUBP3

Applications: ELISA, IHC

Recommended Dilutions: IHC: 100-300; ELISA: 5000-10000

Host Species: Rabbit

Clonality: Rabbit Polyclonal

Isotype: Immunogen-specific rabbit IgG

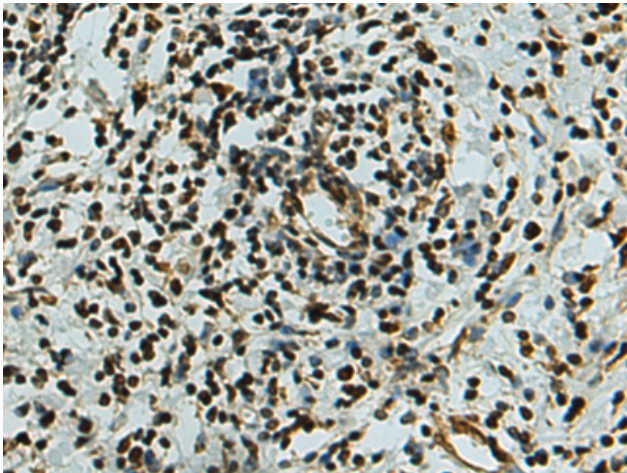
Purification: Antigen affinity purification

Species Reactivity: Human

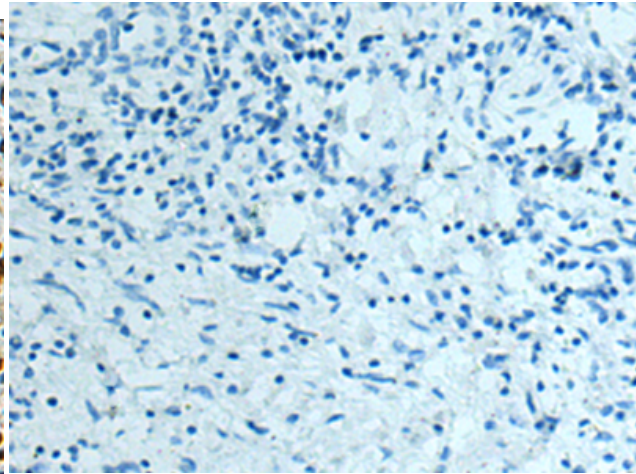
Constituents: PBS (without Mg²⁺ and Ca²⁺), pH 7.4, 150 mM NaCl, 0.05% Sodium Azide and 40% glycerol

Research Areas: Epigenetics and Nuclear Signaling

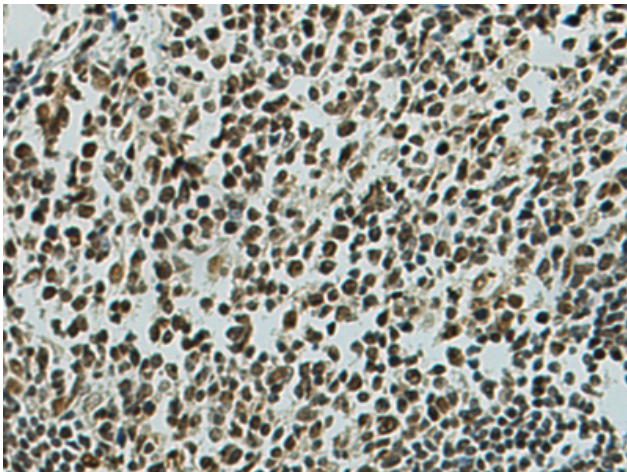
Storage & Shipping: Store at -20°C. Avoid repeated freezing and thawing



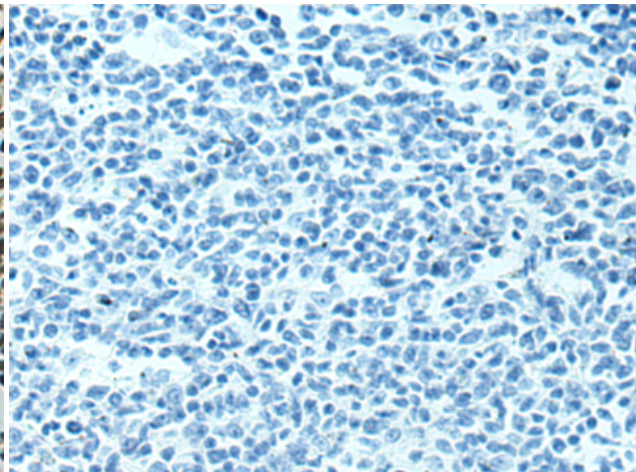
Immunohistochemistry analysis of paraffin embedded Human colorectal cancer tissue using 212551(FUBP3 Antibody) at a dilution of 1/140(Nucleus).



In comparison with the IHC on the left, the same paraffin-embedded Human colorectal cancer tissue is first treated with the fusion protein and then with 212551(Anti-FUBP3 Antibody) at dilution 1/140.



The image on the left is immunohistochemistry of paraffin-embedded Human tonsil tissue using 212551(Anti-FUBP3 Antibody) at a dilution of 1/140.



In comparison with the IHC on the left, the same paraffin-embedded Human tonsil tissue is first treated with fusion protein and then with D125373(Anti-FUBP3 Antibody) at dilution 1/140.