

FRK RABBIT PAB

Cat.#: S217456

Product Name: Anti-FRK Rabbit Polyclonal Antibody

Synonyms: GTK; RAK; PTK5

UNIPROT ID: P42685 (Gene Accession - BC012916)

Background: The protein encoded by this gene belongs to the TYR family of protein kinases. This tyrosine kinase is a nuclear protein and may function during G1 and S phase of the cell cycle and suppress growth.

Immunogen: Fusion protein of human FRK

Applications: ELISA, WB, IHC

Recommended Dilutions: IHC: 50-200;WB: 500-2000;ELISA: 2000-5000

Host Species: Rabbit

Clonality: Rabbit Polyclonal

Isotype: Immunogen-specific rabbit IgG

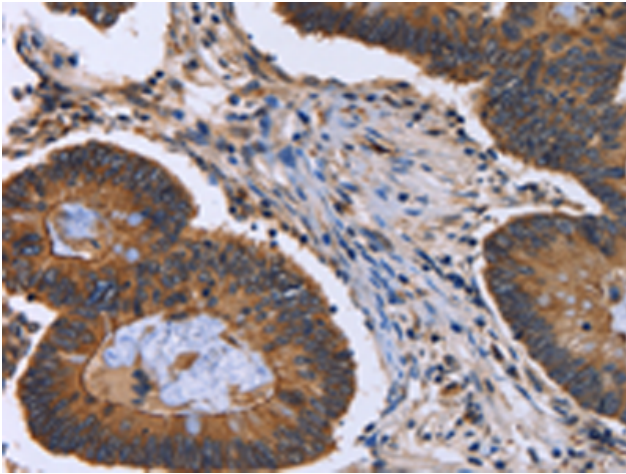
Purification: Antigen affinity purification

Species Reactivity: Human, Mouse, Rat

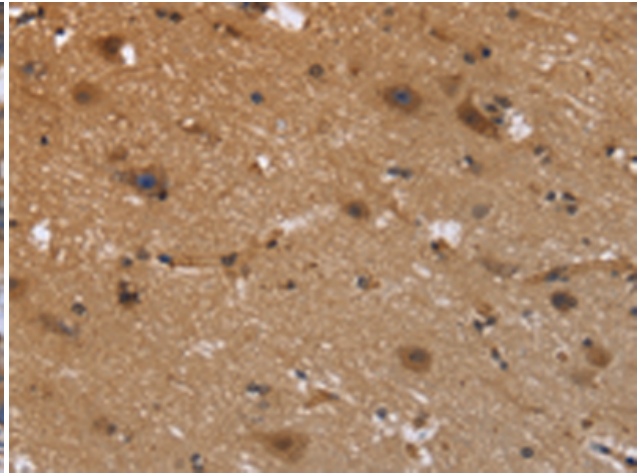
Constituents: PBS (without Mg²⁺ and Ca²⁺), pH 7.4, 150 mM NaCl, 0.05% Sodium Azide and 40% glycerol

Research Areas: Cancer


Storage & Shipping: Store at -20°C. Avoid repeated freezing and thawing



Immunohistochemistry analysis of paraffin-embedded Human colon cancer tissue using 217456(FRK Antibody) at a dilution of 1/40(Cytoplasm).



Immunohistochemistry analysis of paraffin-embedded Human brain tissue using 217456(Anti-FRK Antibody) at a dilution of 1/40.



Gel: 6%SDS-PAGE, Lysate: 40 μ g;
Lane: A431 cells;
Primary antibody: 217456(FRK Antibody) at dilution 1/1000;
Secondary antibody: Goat anti rabbit IgG at 1/8000 dilution;
Exposure time: 5 minutes