

FOXP3 RABBIT PAB

Cat.#: N225011

Product Name: Anti-FOXP3 Rabbit pAb

Synonyms: FOXP3; IPEX; JM2; Forkhead box protein P3; Scurfin

UNIPROT ID: Q9BZS1

Background: Defects in FOXP3 are the cause of immunodeficiency polyendocrinopathy, enteropathy, X-linked syndrome (IPEX) [MIM:304790]; also known as X-linked autoimmunity-immunodeficiency syndrome. IPEX is characterized by neonatal onset insulin-dependent diabetes mellitus, infections, secretory diarrhea, thrombocytopenia, anemia and eczema. It is usually lethal in infancy.

Immunogen: The antiserum was produced against synthesized peptide derived from the C-terminal region of human FOXP3. AA range:381-430

Applications: WB,IHC-P,ELISA

Recommended Dilutions: WB: 1/500-1/1000 IHC: 1/50-1/100 ELISA: 1/10000

Host Species: Rabbit

Clonality: Rabbit Polyclonal

Clone ID: -

MW: Calculated MW: 47 kDa; Observed MW: 47 kDa

Isotype: IgG

Purification: Affinity Purified

Species Reactivity: Human,Mouse,Rat

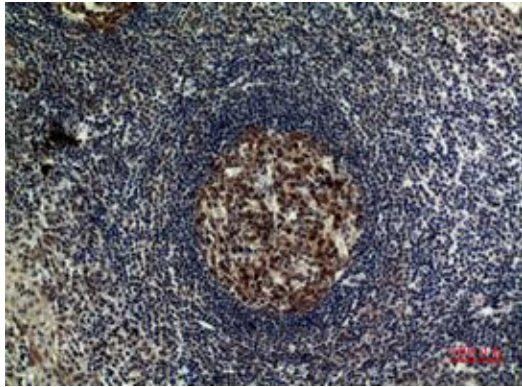
Conjugation: Unconjugated

Modification: Unmodified


Constituents: PBS (without Mg²⁺ and Ca²⁺), pH 7.3 containing 50% glycerol, 0.5% BSA and 0.02% sodium azide

Research Areas: Cell Biology

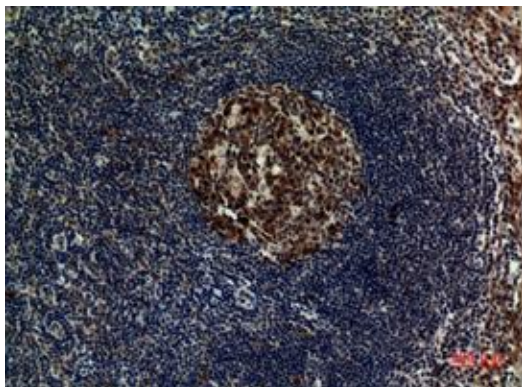
Storage & Shipping: Store at -20°C. Avoid repeated freezing and thawing



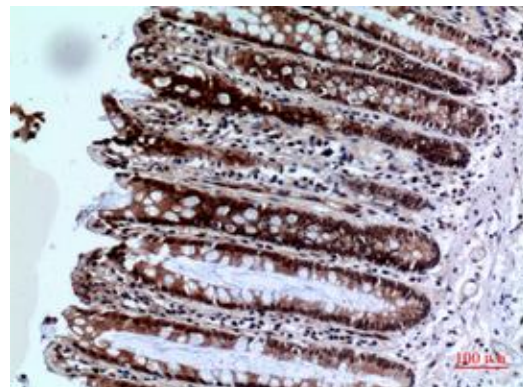
Immunohistochemistry analysis of paraffin-embedded Human tonsilla using FOXP3 antibody. High-pressure and temperature Sodium Citrate pH 6.0 was used for antigen retrieval.



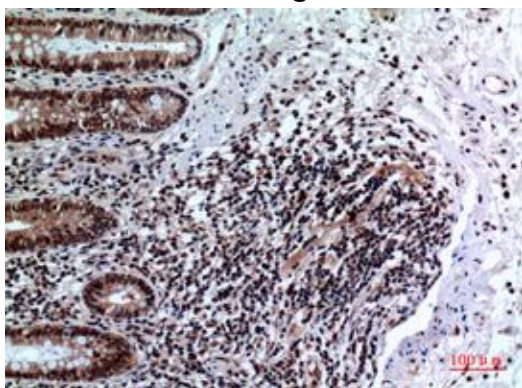
Western blot analysis of FOXP3 in PC-12 lysates using FOXP3 antibody.



Immunohistochemistry analysis of paraffin-embedded Human bladder cancer using FOXP3 antibody. High-pressure and temperature Tris-EDTA was used for antigen retrieval.



Immunohistochemistry analysis of paraffin-embedded Human colon using FOXP3 antibody. High-pressure and temperature Sodium Citrate pH 6.0 was used for antigen retrieval.



Immunohistochemistry analysis of paraffin-embedded Human colon using FOXP3 antibody. High-pressure and temperature Sodium Citrate pH 6.0 was used for antigen retrieval.



Product Description

Pioneering GTPase and Oncogene Product Development since 2010
