

FOXO1 RABBIT PAB

Cat.#: N225607

Product Name: Anti-FOXO1 Rabbit pAb

Synonyms: FOXO1; FKHR; FOXO1A; Forkhead box protein O1; Forkhead box protein O1A; Forkhead in rhabdomyosarcoma

UNIPROT ID: Q12778

Background: Transcription factor which acts as a regulator of cell responses to oxidative stress. In the presence of KRT1, mediates down-regulation of cyclin D1 and up-regulation of CDKN1B levels which are required for cell transition from proliferative growth to quiescence.

Immunogen: A synthesized peptide derived from human FoxO1a

Applications: WB,IHC-P,ICC/IF

Recommended Dilutions: WB: 1/500-1/1000 IHC: 1/50-1/100 IF: 1/50-1/200

Host Species: Rabbit

Clonality: Rabbit Polyclonal

Clone ID: -

MW: Calculated MW: 70 kDa; Observed MW: 70 kDa

Isotype: IgG

Purification: Affinity Chromatography

Species Reactivity: Human,Mouse,Rat

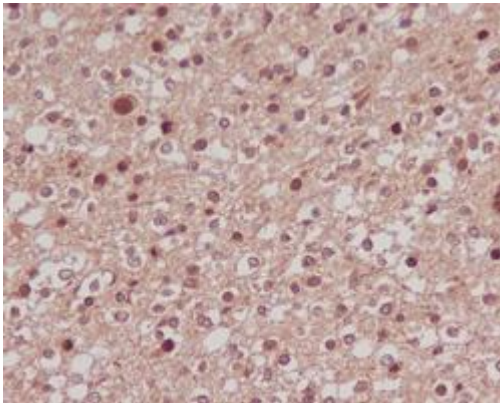
Conjugation: Unconjugated

Modification: Unmodified

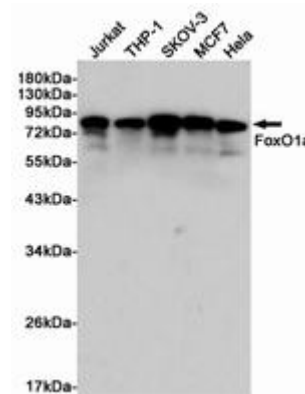
Constituents: PBS (without Mg²⁺ and Ca²⁺), pH 7.3 containing 50% glycerol, 0.5% BSA and 0.02% sodium azide

Research Areas: Signal Transduction

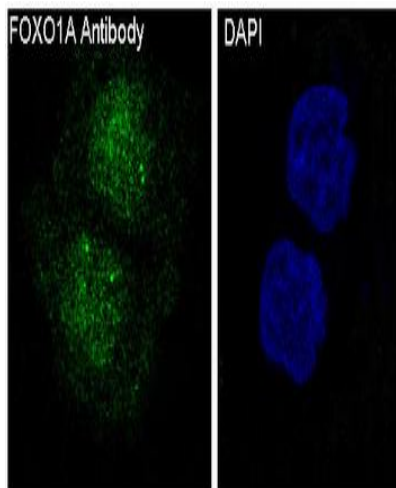
Storage & Shipping: Store at -20°C. Avoid repeated freezing and thawing



Immunohistochemistry analysis of paraffin-embedded Human brain carcinoma using FoxO1a antibody. High-pressure and temperature Sodium Citrate pH 6.0 was used for antigen retrieval.



Western blot analysis of FoxO1a in Jurkat, THP-1, SKOV-3, MCF-7 and Hela lysates using FOXO1 antibody.



Immunofluorescence analysis of FOXO1 in Hela using FoxO1a antibody.