

## FMRP RABBIT MAB

**Cat.#:** N261552

**Product Name:** Anti-FMRP Rabbit Monoclonal Antibody

**Synonyms:** FMR1; Fragile X mental retardation protein 1; FMRP; Protein FMR-1

**UNIPROT ID:** Q06787

**Background:** The protein encoded by this gene binds RNA and is associated with polysomes. The encoded protein may be involved in mRNA trafficking from the nucleus to the cytoplasm. A trinucleotide repeat (CGG) in the 5' UTR is normally found at 6-53 copies, but an expansion to 55-230 repeats is the cause of fragile X syndrome.

**Immunogen:** A synthetic peptide of human FMRP

**Applications:** WB,IHC-F,IHC-P,ICC/IF

**Recommended Dilutions:** WB: 1/500-1/1000 IHC: 1/50-1/100 IF: 1/50-1/200

**Host Species:** Rabbit

**Clonality:** Rabbit Monoclonal

**Clone ID:** R08-5G5

**MW:** Calculated MW: 71 kDa; Observed MW: 70-80 kDa

**Isotype:** IgG

**Purification:** Affinity Purified

**Species Reactivity:** Human,Monkey

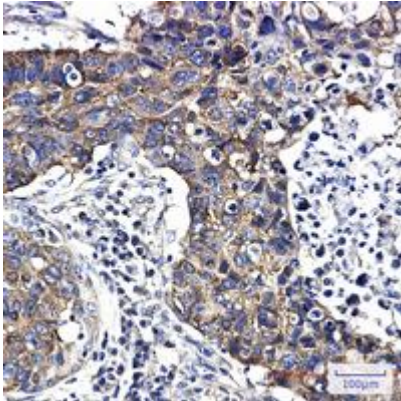
**Conjugation:** Unconjugated

**Modification:** Unmodified

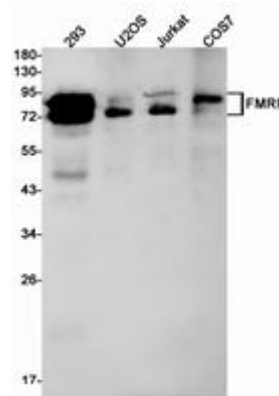
**Constituents:** PBS (without Mg<sup>2+</sup> and Ca<sup>2+</sup>), pH 7.3 containing 50% glycerol, 0.5% BSA and 0.02% sodium azide

**Research Areas:** Neuroscience

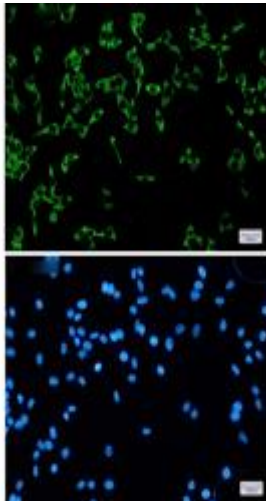
**Storage & Shipping:** Store at -20°C. Avoid repeated freezing and thawing



Immunohistochemistry analysis of paraffin-embedded Human lung cancer using FMRP antibody. High-pressure and temperature Sodium Citrate pH 6.0 was used for antigen retrieval.



Western blot analysis of FMRP in 293, U2OS, Jurkat, COS7 lysates using FMRP antibody.



Immunocytochemistry analysis of FMRP (green) in HeLa using FMRP antibody, and DAPI (blue)