

FKBP52 RABBIT MAB

Cat.#: N262224

Product Name: Anti-FKBP52 Rabbit Monoclonal Antibody

Synonyms: HBI; p52; Hsp56; FKBP51; FKBP52; FKBP59; PPIase

UNIPROT ID: Q02790

Background: Immunophilin protein with PPIase and co-chaperone activities (By similarity). Component of unliganded steroid receptors heterocomplexes through interaction with heat-shock protein 90 (HSP90).

Immunogen: A synthetic peptide of human FKBP52

Applications: WB,ICC/IF

Recommended Dilutions: WB: 1/500-1/1000 IF: 1/50-1/200

Host Species: Rabbit

Clonality: Rabbit Monoclonal

Clone ID: R03-4A3

MW: Calculated MW: 52 kDa; Observed MW: 52 kDa

Isotype: IgG

Purification: Affinity Purified

Species Reactivity: Human,Mouse,Rat,Hamster

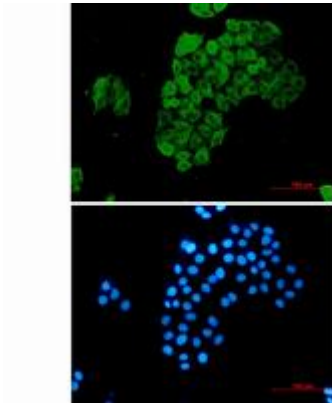
Conjugation: Unconjugated

Modification: Unmodified


Constituents: PBS (without Mg²⁺ and Ca²⁺), pH 7.3 containing 50% glycerol, 0.5% BSA and 0.02% sodium azide

Research Areas: Signal Transduction

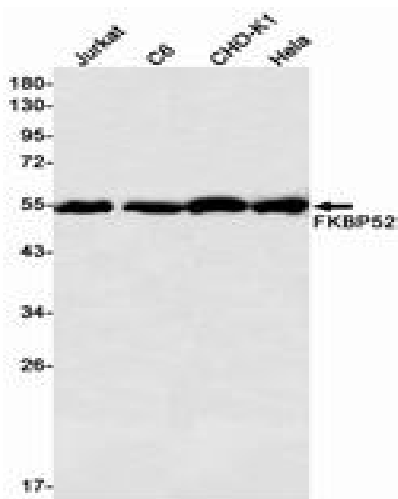
Storage & Shipping: Store at -20°C. Avoid repeated freezing and thawing



Immunocytochemistry analysis of FKBP52 (green) in HeLa using FKBP52 antibody, and DAPI (blue)



Western blot analysis of FKBP52 in Raw264.7 lysates using FKBP52 antibody.



Western blot analysis of FKBP52 in Jurkat, C6, CHO-K1, HeLa lysates using FKBP52 antibody.