

FH RABBIT MAB

Cat.#: N262218

Product Name: Anti-FH Rabbit Monoclonal Antibody

Synonyms: Fumarate hydratase; mitochondrial; Fumarase

UNIPROT ID: P07954

Background: Also acts as a tumor suppressor. Miscellaneous There are 2 substrate-binding sites: the catalytic A site, and the non-catalytic B site that may play a role in the transfer of substrate or product between the active site and the solvent. Alternatively, the B site may bind allosteric effectors .

Immunogen: A synthetic peptide of human FH

Applications: WB, ICC/IF

Recommended Dilutions: WB: 1/500-1/1000 IF: 1/50-1/200

Host Species: Rabbit

Clonality: Rabbit Monoclonal

Clone ID: R08-3F2

MW: Calculated MW: 55 kDa; Observed MW: 49 kDa

Isotype: IgG

Purification: Affinity Purified

Species Reactivity: Human, Mouse, Rat, Hamster

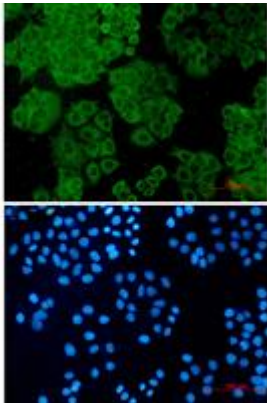
Conjugation: Unconjugated

Modification: Unmodified


Constituents: PBS (without Mg²⁺ and Ca²⁺), pH 7.3 containing 50% glycerol, 0.5% BSA and 0.02% sodium azide

Research Areas: Signal Transduction

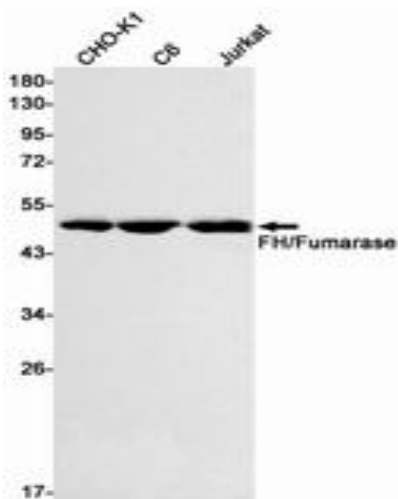
Storage & Shipping: Store at -20°C. Avoid repeated freezing and thawing



Immunocytochemistry analysis of FH (green) in hela using FH antibody, and DAPI (blue)



Western blot analysis of FH/Fumarase in mouse heart lysates using FH antibody.



Western blot analysis of FH/Fumarase in CHO-K1, C6, Jurkat lysates using FH/Fumarase antibody.