

FGFR3 RABBIT MAB

Cat.#: N263132

Product Name: Anti-FGFR3 Rabbit Monoclonal Antibody

Synonyms: FGFR3; JTK4; Fibroblast growth factor receptor 3; FGFR-3; CD antigen CD333

UNIPROT ID: P22607

Background: Receptor for acidic and basic fibroblast growth factors. Preferentially binds FGF1.

Immunogen: A synthetic peptide of human FGFR3

Applications: WB,IHC-F,IHC-P,ICC/IF

Recommended Dilutions: WB: 1/500-1/1000 IHC: 1/50-1/100 IF: 1/50-1/200

Host Species: Rabbit

Clonality: Rabbit Monoclonal

Clone ID: R06-6F4

MW: Calculated MW: 88 kDa; Observed MW: 125 kDa

Isotype: IgG

Purification: Affinity Purified

Species Reactivity: Human

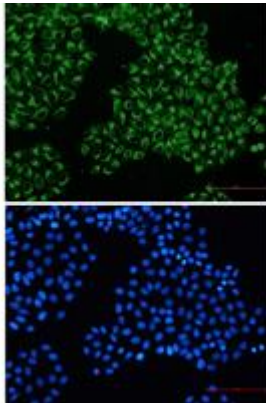
Conjugation: Unconjugated

Modification: Unmodified


Constituents: PBS (without Mg²⁺ and Ca²⁺), pH 7.3 containing 50% glycerol, 0.5% BSA and 0.02% sodium azide

Research Areas: Cardiovascular

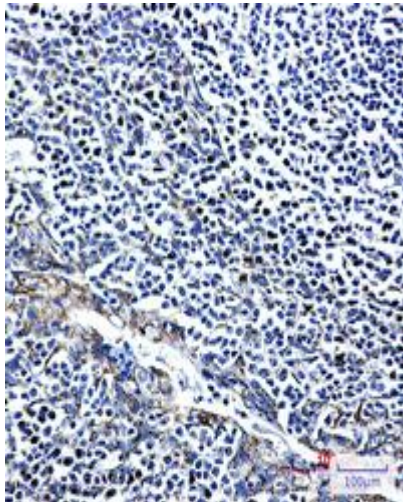
Storage & Shipping: Store at -20°C. Avoid repeated freezing and thawing



Immunocytochemistry analysis of FGFR3 (green) in HeLa using FGFR3 antibody, and DAPI (blue)



Western blot analysis of FGFR3 in HeLa lysates using FGFR3 antibody.



Immunohistochemistry analysis of paraffin-embedded Human tonsil using FGFR3 antibody. High-pressure and temperature Sodium Citrate pH 6.0 was used for antigen retrieval.