

FDPS RABBIT PAB

Cat.#: S219110

Product Name: Anti-FDPS Rabbit Polyclonal Antibody

Synonyms: FPS; FPPS; POROK9

UNIPROT ID: P14324 (Gene Accession - BC010004)

Background: This gene encodes an enzyme that catalyzes the production of geranyl pyrophosphate and farnesyl pyrophosphate from isopentenyl pyrophosphate and dimethylallyl pyrophosphate. The resulting product, farnesyl pyrophosphate, is a key intermediate in cholesterol and sterol biosynthesis, a substrate for protein farnesylation and geranylgeranylation, and a ligand or agonist for certain hormone receptors and growth receptors. Drugs that inhibit this enzyme prevent the post-translational modifications of small GTPases and have been used to treat diseases related to bone resorption. Multiple pseudogenes have been found on chromosomes 1, 7, 14, 15, 21 and X. Multiple transcript variants encoding different isoforms have been found for this gene.

Immunogen: Fusion protein of human FDPS

Applications: ELISA, IHC

Recommended Dilutions: IHC: 50-300; ELISA: 5000-10000

Host Species: Rabbit

Clonality: Rabbit Polyclonal

Isotype: Immunogen-specific rabbit IgG

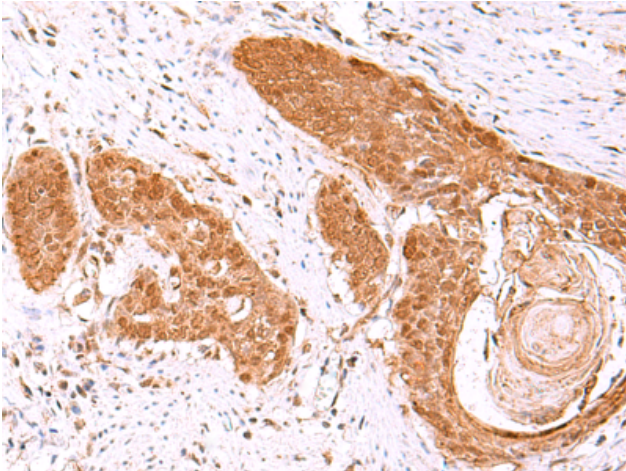
Purification: Antigen affinity purification

Species Reactivity: Human, Mouse, Rat

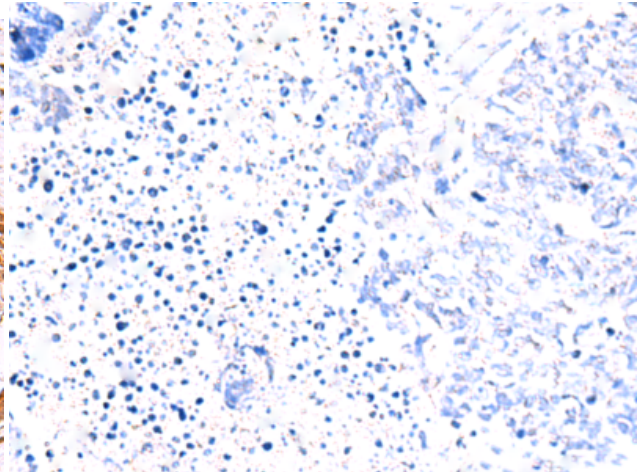
Constituents: PBS (without Mg²⁺ and Ca²⁺), pH 7.4, 150 mM NaCl, 0.05% Sodium Azide and 40% glycerol

Research Areas: Metabolism, Cancer, Cardiovascular

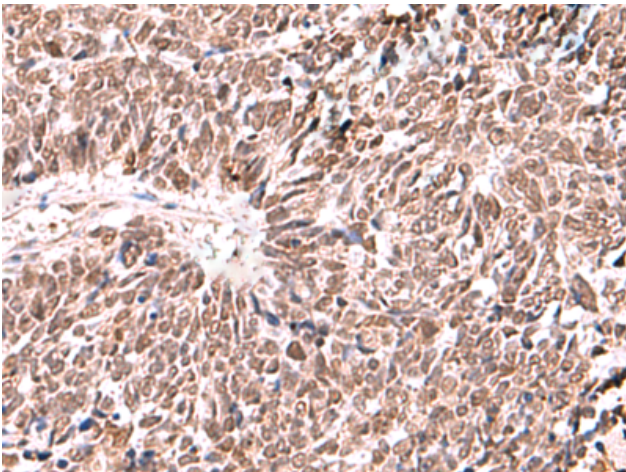
Storage & Shipping: Store at -20°C. Avoid repeated freezing and thawing



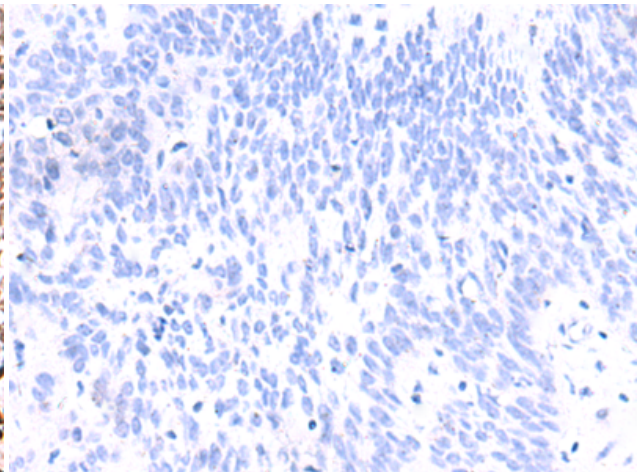
Immunohistochemistry analysis of paraffin embedded Human esophagus cancer tissue using 219110(FDPS Antibody) at a dilution of 1/60(Cytoplasm and Nucleus).



In comparison with the IHC on the left, the same paraffin-embedded Human esophagus cancer tissue is first treated with the fusion protein and then with 219110(Anti-FDPS Antibody) at dilution 1/60.



The image on the left is immunohistochemistry of paraffin-embedded Human lung cancer tissue using 219110(Anti-FDPS Antibody) at a dilution of 1/60.



In comparison with the IHC on the left, the same paraffin-embedded Human lung cancer tissue is first treated with fusion protein and then with D225861(Anti-FDPS Antibody) at dilution 1/60.