

FDFT1 RABBIT PAB

Cat.#: S212805

Product Name: Anti-FDFT1 Rabbit Polyclonal Antibody

Synonyms: SS; SQS; DGPT; ERG9

UNIPROT ID: P37268 (Gene Accession - BC009251)

Background: This gene encodes a membrane-associated enzyme located at a branch point in the mevalonate pathway. The encoded protein is the first specific enzyme in cholesterol biosynthesis, catalyzing the dimerization of two molecules of farnesyl diphosphate in a two-step reaction to form squalene.

Immunogen: Fusion protein of human FDFT1

Applications: ELISA, WB, IHC

Recommended Dilutions: IHC: 40-200;WB: 1000-5000;ELISA: 5000-10000

Host Species: Rabbit

Clonality: Rabbit Polyclonal

Isotype: Immunogen-specific rabbit IgG

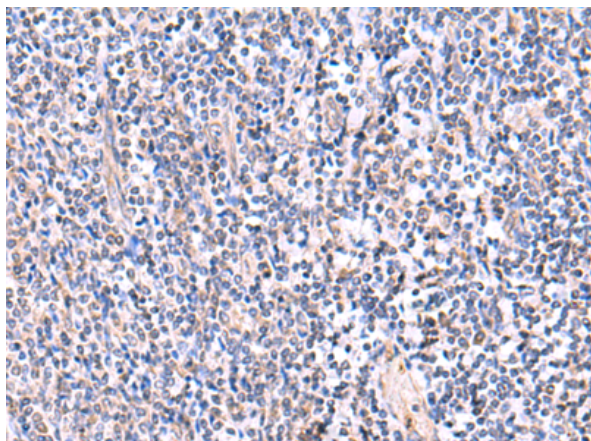
Purification: Antigen affinity purification

Species Reactivity: Human, Mouse, Rat

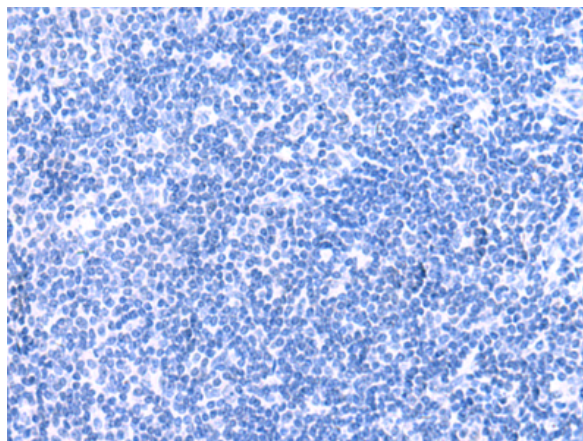
Constituents: PBS (without Mg²⁺ and Ca²⁺), pH 7.4, 150 mM NaCl, 0.05% Sodium Azide and 40% glycerol

Research Areas: Cancer, Metabolism, Neuroscience, Cardiovascular

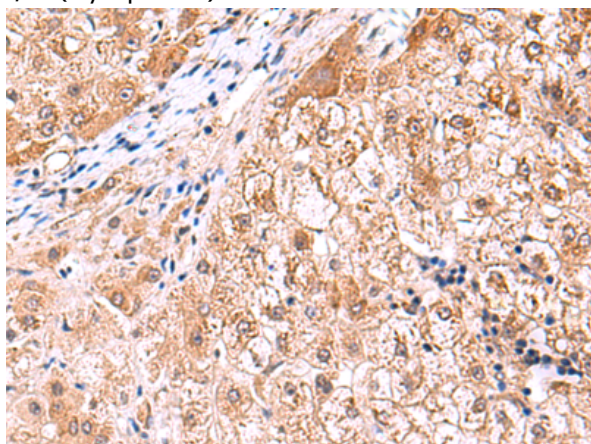
Storage & Shipping: Store at -20°C. Avoid repeated freezing and thawing



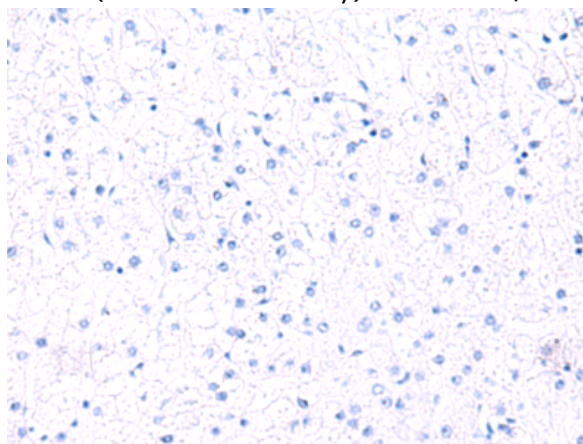
Immunohistochemistry analysis of paraffin embedded Human tonsil tissue using 212805(FDFT1 Antibody) at a dilution of 1/75(Cytoplasm).



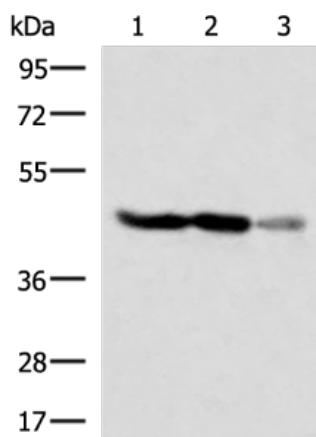
In comparison with the IHC on the left, the same paraffin-embedded Human tonsil tissue is first treated with the fusion protein and then with 212805(Anti-FDFT1 Antibody) at dilution 1/75.



The image on the left is immunohistochemistry of paraffin-embedded Human liver cancer tissue using 212805(Anti-FDFT1 Antibody) at a dilution of 1/75.



In comparison with the IHC on the left, the same paraffin-embedded Human liver cancer tissue is first treated with fusion protein and then with D125860(Anti-FDFT1 Antibody) at dilution 1/75.



Gel: 8%SDS-PAGE, Lysate: 40 µg;
 Lane 1-3: HT29 and HepG2 cell, Human fetal brain tissue lysates;
 Primary antibody: 212805(FDFT1 Antibody) at dilution 1/1000;
 Secondary antibody: HRP-conjugated Goat anti rabbit IgG at 1/5000 dilution;
 Exposure time: 10 seconds



Product Description

Pioneering GTPase and Oncogene Product Development since 2010
