

FBXO31 RABBIT PAB

Cat.#: S220545

Product Name: Anti-FBXO31 Rabbit Polyclonal Antibody

Synonyms: FBX14; Fbx31; FBXO14; pp2386

UNIPROT ID: Q5XUX0 (Gene Accession - NP_079011)

Background: This gene is a member of the F-box family. Members are classified into three classes according to the substrate interaction domain, FBW for WD40 repeats, FBL for leucine-rich repeats, and FBXO for other domains. This protein, classified into the last category because of the lack of a recognizable substrate binding domain, has been proposed to be a component of the SCF ubiquitination complex. It is thought to bind and recruit substrate for ubiquitination and degradation. This protein may have a role in regulating the cell cycle as well as dendrite growth and neuronal migration. Alternative splicing results in multiple transcript variants.

Immunogen: Synthetic peptide of human FBXO31

Applications: ELISA, IHC

Recommended Dilutions: IHC: 50-200; ELISA: 2000-5000

Host Species: Rabbit

Clonality: Rabbit Polyclonal

Isotype: Immunogen-specific rabbit IgG

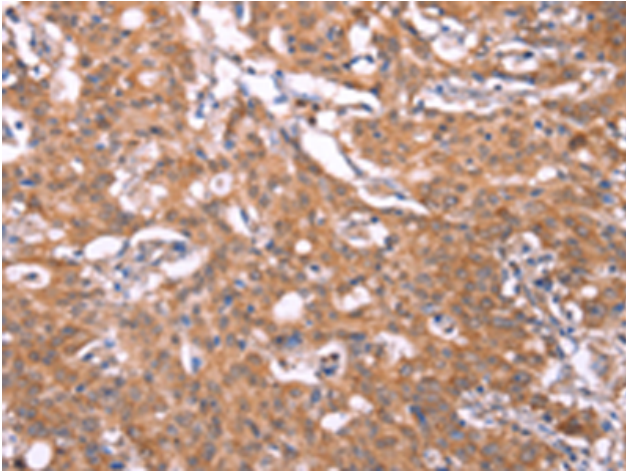
Purification: Antigen affinity purification

Species Reactivity: Human, Mouse, Rat

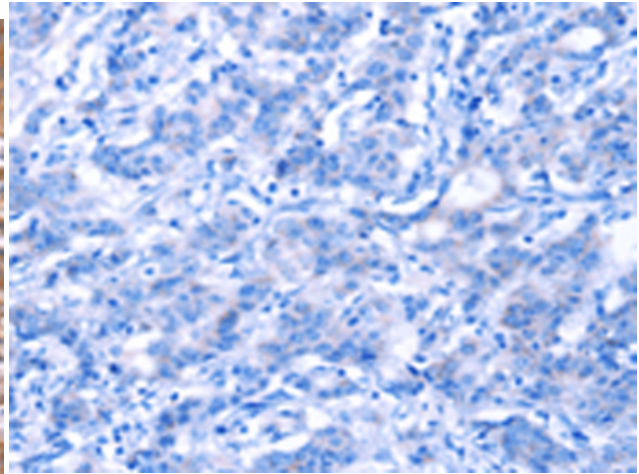
Constituents: PBS (without Mg²⁺ and Ca²⁺), pH 7.4, 150 mM NaCl, 0.05% Sodium Azide and 40% glycerol

Research Areas: Cancer, Cell Biology

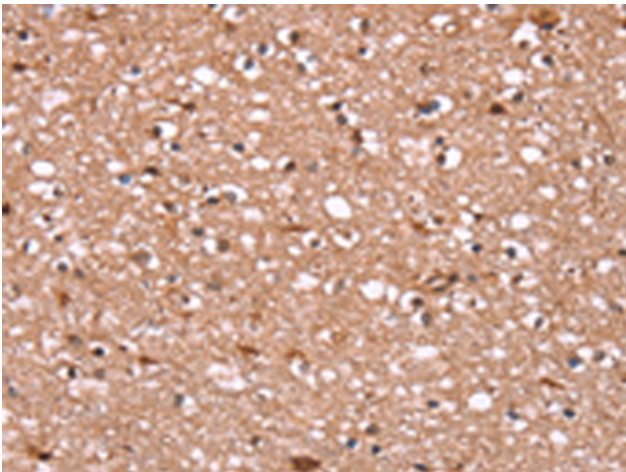
Storage & Shipping: Store at -20°C. Avoid repeated freezing and thawing



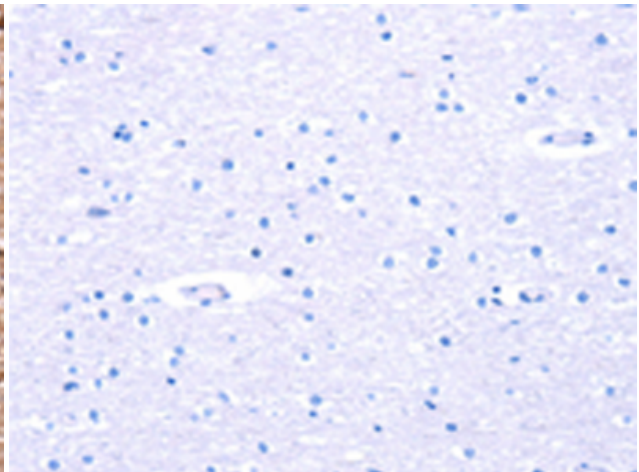
Immunohistochemistry analysis of paraffin-embedded Human gastric cancer tissue using 220545(FBXO31 Antibody) at a dilution of 1/40(Cytoplasm).



In comparison with the IHC on the left, the same paraffin-embedded Human gastric cancer tissue is first treated with the synthetic peptide and then with 220545(Anti-FBXO31 Antibody) at dilution 1/40.



The image on the left is immunohistochemistry of paraffin-embedded Human brain tissue using 220545(Anti-FBXO31 Antibody) at a dilution of 1/40.



In comparison with the IHC on the left, the same paraffin-embedded Human brain tissue is first treated with synthetic peptide and then with D261675(Anti-FBXO31 Antibody) at dilution 1/40.