

FADS3 RABBIT PAB

Cat.#: S218700

Product Name: Anti-FADS3 Rabbit Polyclonal Antibody

Synonyms: CYB5RP; LLCDL3

UNIPROT ID: Q9Y5Q0 (Gene Accession - BC004901)

Background: The protein encoded by this gene is a member of the fatty acid desaturase (FADS) gene family. Desaturase enzymes regulate unsaturation of fatty acids through the introduction of double bonds between defined carbons of the fatty acyl chain. FADS family members are considered fusion products composed of an N-terminal cytochrome b5-like domain and a C-terminal multiple membrane-spanning desaturase portion, both of which are characterized by conserved histidine motifs. This gene is clustered with family members FADS1 and FADS2 at 11q12-q13.1; this cluster is thought to have arisen evolutionarily from gene duplication based on its similar exon/intron organization.

Immunogen: Fusion protein of human FADS3

Applications: ELISA, IHC

Recommended Dilutions: IHC: 25-100; ELISA: 5000-10000

Host Species: Rabbit

Clonality: Rabbit Polyclonal

Isotype: Immunogen-specific rabbit IgG

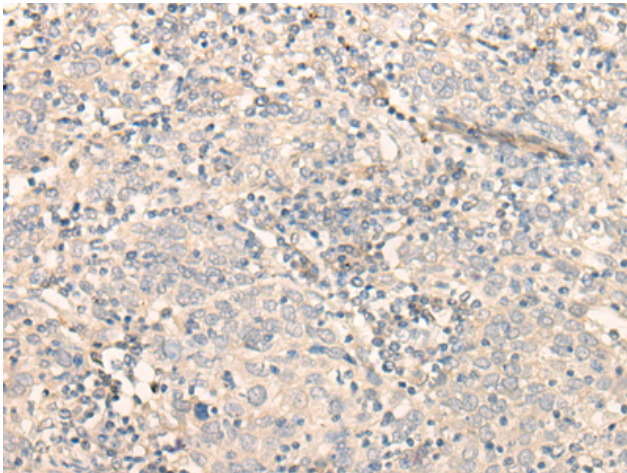
Purification: Antigen affinity purification

Species Reactivity: Human, Mouse, Rat

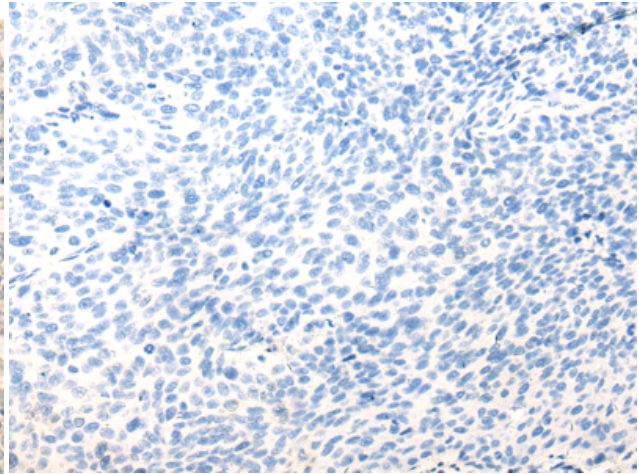
Constituents: PBS (without Mg²⁺ and Ca²⁺), pH 7.4, 150 mM NaCl, 0.05% Sodium Azide and 40% glycerol

Research Areas: Metabolism, Cardiovascular

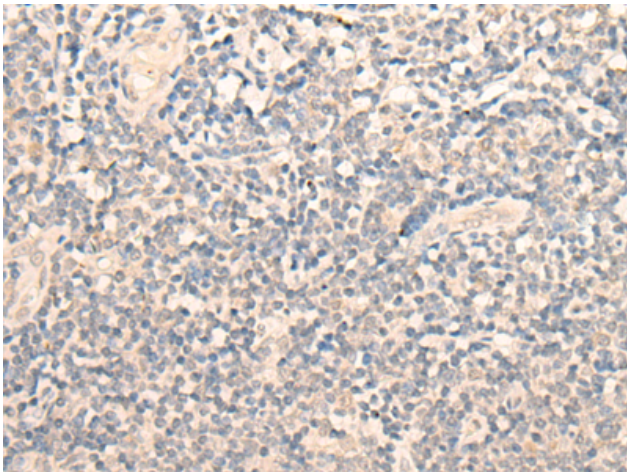
Storage & Shipping: Store at -20°C. Avoid repeated freezing and thawing



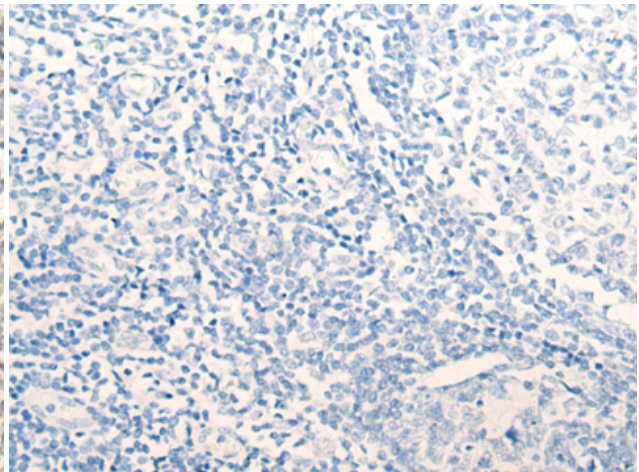
Immunohistochemistry analysis of paraffin embedded Human cervical cancer tissue using 218700(FADS3 Antibody) at a dilution of 1/20(Cytoplasm and Cell membrane).



In comparison with the IHC on the left, the same paraffin-embedded Human cervical cancer tissue is first treated with the fusion protein and then with 218700(Anti-FADS3 Antibody) at dilution 1/20.



The image on the left is immunohistochemistry of paraffin-embedded Human tonsil tissue using 218700(Anti-FADS3 Antibody) at a dilution of 1/20.



In comparison with the IHC on the left, the same paraffin-embedded Human tonsil tissue is first treated with fusion protein and then with D224993(Anti-FADS3 Antibody) at dilution 1/20.