

FABP3 RABBIT PAB

Cat.#: S219645

Product Name: Anti-FABP3 Rabbit Polyclonal Antibody

Synonyms: MDGI, FABP11, H-FABP, M-FABP, O-FABP

UNIPROT ID: P05413 (Gene Accession - NP_004093)

Background: The intracellular fatty acid-binding proteins (FABPs) belongs to a multigene family. FABPs are divided into at least three distinct types, namely the hepatic-, intestinal- and cardiac-type. They form 14-15 kDa proteins and are thought to participate in the uptake, intracellular metabolism and/or transport of long-chain fatty acids. They may also be responsible in the modulation of cell growth and proliferation. Fatty acid-binding protein 3 gene contains four exons and its function is to arrest growth of mammary epithelial cells. This gene is a candidate tumor suppressor gene for human breast cancer.

Immunogen: Synthetic peptide of human FABP3

Applications: ELISA, IHC

Recommended Dilutions: IHC: 50-200; ELISA: 2000-5000

Host Species: Rabbit

Clonality: Rabbit Polyclonal

Isotype: Immunogen-specific rabbit IgG

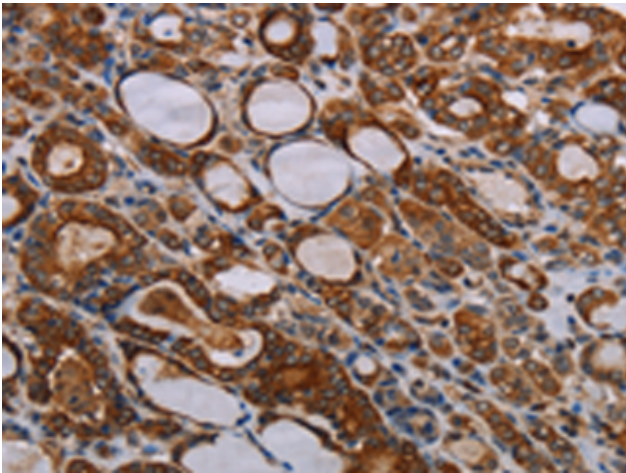
Purification: Antigen affinity purification

Species Reactivity: Human, Rat

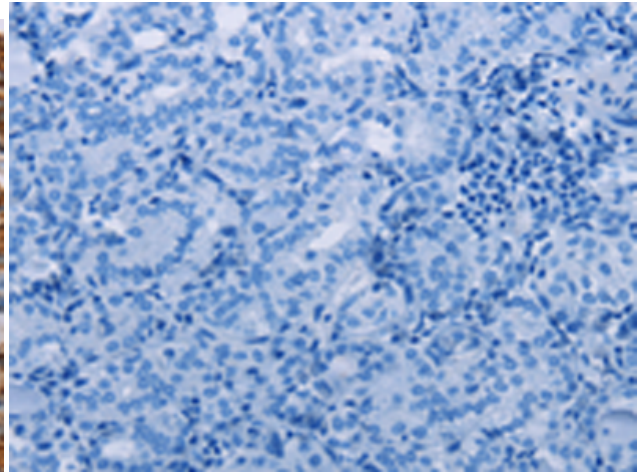
Constituents: PBS (without Mg²⁺ and Ca²⁺), pH 7.4, 150 mM NaCl, 0.05% Sodium Azide and 40% glycerol

Research Areas: Metabolism, Cardiovascular, Stem Cells

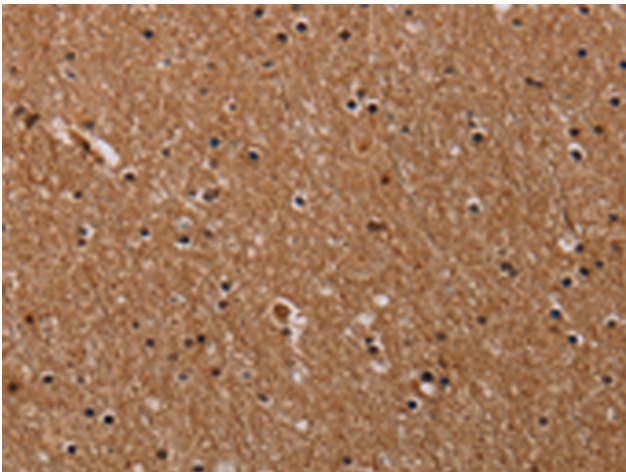
Storage & Shipping: Store at -20°C. Avoid repeated freezing and thawing



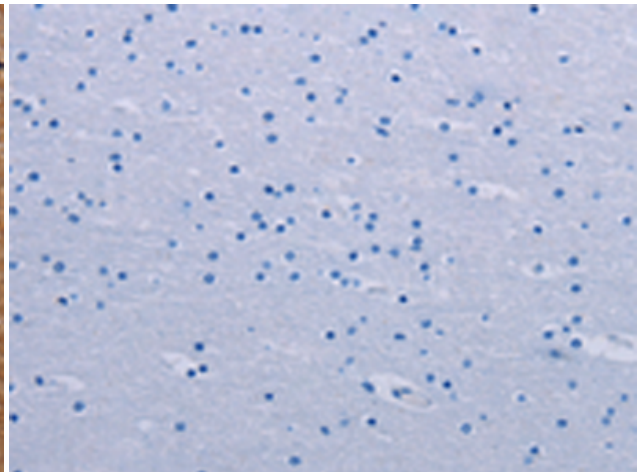
Immunohistochemistry analysis of paraffin embedded Human thyroid cancer tissue using 219645(FABP3 Antibody) at a dilution of 1/40(Cytoplasm).



In comparison with the IHC on the left, the same paraffin-embedded Human thyroid cancer tissue is first treated with the synthetic peptide and then with 219645(Anti-FABP3 Antibody) at dilution 1/40.



The image on the left is immunohistochemistry of paraffin-embedded Human brain tissue using 219645(Anti-FABP3 Antibody) at a dilution of 1/40.



In comparison with the IHC on the left, the same paraffin-embedded Human brain tissue is first treated with synthetic peptide and then with D260073(Anti-FABP3 Antibody) at dilution 1/40.